



Financial Statements
June 30, 2022

Lemmon School District No. 52-4

School District Officials (Unaudited) 1

Independent Auditor’s Report 2

Management’s Discussion and Analysis 5

Financial Statements

 Statement of Net Position – Exhibit I 17

 Statement of Activities – Exhibit II 18

 Balance Sheet – Governmental Funds – Exhibit III 19

 Reconciliation of the Governmental Funds Balance Sheet to the Statement of Net Position – Exhibit IV 20

 Statement of Revenues, Expenditures and Changes in Fund Balances – Governmental Funds – Exhibit V 21

 Reconciliation of the Statement of Revenues, Expenditures and Changes in Fund Balances to the
Government-Wide Statement of Activities – Exhibit VI 24

 Notes to Financial Statements 25

Required Supplementary Information

 Budgetary Comparison Schedule – General Fund 45

 Budgetary Comparison Schedule – Capital Outlay Fund 48

 Budgetary Comparison Schedule – Special Education Fund 49

 Notes to the Required Supplementary Information – Budgetary Comparison Schedules 50

 Other Post-Employment Benefit Schedules – Schedule of Changes in the Total OPEB Liability and Related
Ratios 51

 Notes to the Required Supplementary Information – Total OPEB Liability and Related Ratios 52

 Schedule of Employer’s Share of Net Pension Liability (Asset) and Schedule of Employer’s Contributions 53

 Notes to the Required Supplementary Information – Net Pension Schedules 54

Independent Auditor’s Report on Internal Control over Financial Reporting and on Compliance and Other
Matters Based on an Audit of Financial Statements Performed in Accordance with *Government Auditing
Standards* 55

Schedule of Findings 57

Lemmon School District No. 52-4
School District Officials (Unaudited)
June 30, 2022

School Board Chairman	Linda O'Donnell
School Board Vice-Chairman	Dennis Maier
School Board Members	Danni Beer Karin Schiley Jeff Riley Shane Lynch Mike Drayton
Superintendent	Steve Bucks
Business Manager	Anita Stugelmeyer



Independent Auditor's Report

To the School Board
Lemmon School District No. 52-4
Lemmon, South Dakota

Report on the Audit of the Financial Statements

Opinions

We have audited the financial statements of the governmental activities, each major fund, and the aggregate remaining fund information of the Lemmon School District No. 52-4 (the School District) as of and for the year ended June 30, 2022, and the related notes to the financial statements, which collectively comprise the School District's basic financial statements as listed in the table of contents.

In our opinion, the accompanying financial statements referred to above present fairly, in all material respects, the respective financial position of the governmental activities, each major fund, and the aggregate remaining fund information of the School District as of June 30, 2022, and the respective changes in financial position thereof for the year then ended in accordance with accounting principles generally accepted in the United States of America.

Basis for Opinions

We conducted our audit in accordance with auditing standards generally accepted in the United States of America (GAAS) and the standards applicable to financial audits contained in *Government Auditing Standards* issued by the Comptroller General of the United States (*Government Auditing Standards*). Our responsibilities under those standards are further described in the Auditor's Responsibilities for the Audit of the Financial Statements section of our report. We are required to be independent of the School District and to meet our other ethical responsibilities, in accordance with the relevant ethical requirements relating to our audit. We believe that the audit evidence we have obtained is sufficient and appropriate to provide a basis for our audit opinions.

Adoption of New Accounting Standard

As discussed in Note 1 to the financial statements, the School District has adopted the provisions of Government Accounting Standards Board (GASB) Statement No. 87, *Leases*, for the year ended June 30, 2022. No restatement was needed to the net position as of July 1, 2021, as a result of implementation of the standard. Our opinions are not modified with respect to this matter

Responsibilities of Management for the Financial Statements

Management is responsible for the preparation and fair presentation of the financial statements in accordance with accounting principles generally accepted in the United States of America; and for the design, implementation, and maintenance of internal control relevant to the preparation and fair presentation of financial statements that are free from material misstatement, whether due to fraud or error.

In preparing the financial statements, management is required to evaluate whether there are conditions or events, considered in the aggregate, that raise substantial doubt about the School District's ability to continue as a going concern for twelve months beyond the financial statement date, including any currently known information that may raise substantial doubt shortly thereafter.

Auditor's Responsibilities for the Audit of the Financial Statements

Our objectives are to obtain reasonable assurance about whether the financial statements as a whole are free from material misstatement, whether due to fraud or error, and to issue an auditor's report that includes our opinions. Reasonable assurance is a high level of assurance but is not absolute assurance and, therefore, is not a guarantee that an audit conducted in accordance with GAAS and *Government Auditing Standards* will always detect a material misstatement when it exists. The risk of not detecting a material misstatement resulting from fraud is higher than for one resulting from error, as fraud may involve collusion, forgery, intentional omissions, misrepresentations, or the override of internal control. Misstatements are considered material if there is a substantial likelihood that, individually or in the aggregate, they would influence the judgment made by a reasonable user based on the financial statements.

In performing an audit in accordance with GAAS and *Government Auditing Standards*, we:

- Exercise professional judgment and maintain professional skepticism throughout the audit.
- Identify and assess the risks of material misstatement of the financial statements, whether due to fraud or error, and design and perform audit procedures responsive to those risks. Such procedures include examining, on a test basis, evidence regarding the amounts and disclosures in the financial statements.
- Obtain an understanding of internal control relevant to the audit in order to design audit procedures that are appropriate in the circumstances, but not for the purpose of expressing an opinion on the effectiveness of the School District's internal control. Accordingly, no such opinion is expressed.
- Evaluate the appropriateness of accounting policies used and the reasonableness of significant accounting estimates made by management, as well as evaluate the overall presentation of the financial statements.
- Conclude whether, in our judgment, there are conditions or events, considered in the aggregate, that raise substantial doubt about the School District's ability to continue as a going concern for a reasonable period of time.

We are required to communicate with those charged with governance regarding, among other matters, the planned scope and timing of the audit, significant audit findings, and certain internal control-related matters that we identified during the audit.

Required Supplementary Information

Accounting principles generally accepted in the United States of America require that the management's discussion and analysis, budgetary comparison schedules and related notes, schedule of changes in total OPEB liability and related ratios and related notes, schedule of employer's share of net pension liability (asset) and schedule of employer's contributions and related notes, be presented to supplement the basic financial statements. Such information is the responsibility of management and, although not a part of the basic financial statements, is required by the Governmental Accounting Standards Board, who considers it to be an essential part of financial reporting for placing the basic financial statements in an appropriate operational, economic, or historical context. We have applied certain limited procedures to the required supplementary information in accordance with auditing standards generally accepted in the United States of America, which consisted of inquiries of management about the methods of preparing the information and comparing the information for consistency with management's responses to our inquiries, the basic financial statements, and other knowledge we obtained during our audit of the basic financial statements. We do not express an opinion or provide any assurance on the information because the limited procedures do not provide us with sufficient evidence to express an opinion or provide any assurance.

Other Information

Management is responsible for the other information included in the report. The other information comprises the listing of school district officials but does not include the basic financial statements and our auditor's report thereon. Our opinions on the basic financial statements do not cover the other information, and we do not express an opinion or any form of assurance thereon.

In connection with our audit of the financial statements, our responsibility is to read the other information and consider whether a material inconsistency exists between the other information and the basic financial statements, or the other information otherwise appears to be materially misstated. If, based on the work performed, we conclude that an uncorrected material misstatement of the other information exists, we are required to describe it in our report.

Other Reporting Required by Government Auditing Standards

In accordance with *Government Auditing Standards*, we have also issued our report dated January 23, 2023, on our consideration of the School District's internal control over financial reporting and on our tests of its compliance with certain provisions of laws, regulations, contracts, and grant agreements and other matters. The purpose of that report is solely to describe the scope of our testing of internal control over financial reporting and compliance and the results of that testing, and not to provide an opinion on the effectiveness of the School District's internal control over financial reporting or on compliance. That report is an integral part of an audit performed in accordance with *Government Auditing Standards* in considering the School District's internal control over financial reporting and compliance.



Aberdeen, South Dakota
January 23, 2023

This section of the Lemmon School District #52-4's annual financial report presents our discussion and analysis of the School District's financial performance during the fiscal year ended on June 30, 2022. Please read it in conjunction with the School District's financial statements, which follow this section.

Financial Highlights

- During the year, the School's revenues generated from taxes and other revenues of the governmental activities was \$621,830 more than the \$4,619,715 in governmental activities expenditures.
- The total cost of the School's programs held steady with a slight decrease of \$69,107 in expenditures. The largest decrease was in instruction however it was offset with an increase in Co-Curricular activities. However, with expenditures of over \$4 million, this is only a decrease of 1.47% of the expenditures. School District expenditures are held at a minimum when possible.
- The General Fund reported a net decrease of \$57,332 in net position as of the end of fiscal year 2022. Part of the decrease is a transfer of \$10,000.00 to the Food Service Fund. The property tax opt out of \$150,000 was renewed in January 2019 beginning with taxes payable in the 2020 calendar year.
- The Capital Outlay Fund reported a net decrease of \$1,929,137 in net position at the end of fiscal year 2022. This decrease, however, was planned as funds were transferred from the Capital Outlay Fund to the Capital Project Fund to help pay for the cost of the new junior high and high school building.
- The School District has outstanding bonds from a bond issue approved by the voters in fiscal year 2019 in the amount of \$9.7 million for the renovation of existing facilities and the construction of a new addition for grades 6-12 onto the armory facility. The bonds were issued in November 2019, construction began in June 2020 and the building was completed in December 2021. Interest and principal payments have been made on the bonds.
- The School District also has an interest free loan to the State of South Dakota with an initial principal amount of \$130,850 payable over 10 years with the first payment in fiscal year 2015. This loan has a balance of \$26,170 with the final payment due in July 2024.
- The district utilized ESSER funding where possible. Expenditures for which the district had not been reimbursed had an impact on the financial statements.

Overview of the Financial Statements

This annual report consists of three parts – management's discussion and analysis (this section), the basic financial statements and required supplementary information. The basic financial statements include two kinds of statements that present different views of the School:

- The first two statements are government wide financial statements that provide both long term and short-term information about the School's overall financial status.
- The remaining statements are fund financial statements that focus on individual parts of School government, reporting the School's operations in more detail than the government wide statements.
 - The governmental funds statements tell how general government services were financed in the short term as well as what remains for future spending.

The financial statements also include notes that explain some of the information in the financial statements and provide more detailed data. The statements are followed by a section of required supplementary information that further explains and supports the information in the financial sections.

Figure A-1 summarizes the major features of the School's financial statements, including the portion of the School government covered and the types of information contained. The remainder of the overview section of the management's discussion and analysis explains the structure and contents of each of the statements.

**Figure A-1
 Major Features of Lemmon School District’s Government-wide and Fund Financial Statements**

	Government-wide Statements	Fund Statements Governmental Funds
Scope	Entire School District government (except fiduciary funds)	Activities of the School District that are not fiduciary, such as elementary and high school education programs.
Required Financial Statements	*Statement of Net Position *Statement of Activities	*Balance Sheet *Statement of Revenues, Expenditures and Changes in Fund Balances
Accounting Basis and Measurement Focus	Accrual accounting and economic resources focus.	Modified accrual accounting and current financial resources focus.
Type of Asset/Deferred Outflow of Resources/Liability/Deferred Inflow of Resources Information	All assets, deferred outflows, liabilities, and deferred inflows, both financial and capital, and short-term and long-term	Only assets expected to be used up and liabilities that come due during the year or soon thereafter - - no capital assets included.
Type of Inflow/Outflow Information	All revenues and expenses during year, regardless of when cash is received or paid	Revenues for which cash is received during or soon after the end of the year, expenditures when goods or services have been received and payment is due during the year or soon thereafter.

Government-wide Statements

The government-wide statements report information about the School as a whole using accounting methods similar to those used by the private-sector companies. The statement of net position includes all of the government’s assets and liabilities. All of the current year’s revenues and expenses are accounted for in the statement of activities regardless of when cash is received or paid.

The two government-wide statements report the School's net position and how they have changed. Net position – the difference between the School's assets and liabilities – is one way to measure the School's financial health or position.

- Increases or decreases in the School's net position are an indicator of whether its financial health is improving or deteriorating, respectively.
- To assess the overall health of the School you need to consider additional nonfinancial factors such as changes in the School's property tax base and changes in the state school aid funding formula from the State of South Dakota.

The government-wide financial statements of the School report all activities of the School District as Governmental Activities. This includes not only the School's basic instructional services, such as elementary and high school educational programs, support services (guidance counselor, executive administration, board of education, fiscal services, etc.), capital equipment purchases but also the food service area. Property taxes, state grants, federal grants, interest earnings and charges for services finance most of these activities.

Fund Financial Statements

The fund financial statements provide more detailed information about the Lemmon School District's most significant funds – not the School District as a whole. Funds are accounting devices that the School District uses to keep track of specific sources of funding and spending for particular purposes.

- State Law requires some of the funds.
- The School Board establishes other funds to control and manage money for particular purposes (i.e. Scholarship Trust)

After the implementation of GASB 84 during FY2021, the School has one kind of fund:

Governmental Funds – The School District's basic services are included in the governmental funds, which focus on (1) how cash and other financial assets that can readily be converted to cash flow in and out, and (2) the balances left at the year-end that are available for spending. Consequently, the governmental fund statements provide a detailed short-term view that helps you determine whether there are more or fewer financial resources that can be spent in the near future to finance the School District's programs. Because this information does not encompass the additional long-term focus of the government-wide statements, we provide additional information at the bottom of the governmental funds' statements, or on the subsequent page, that explains the relationship (or differences) between them.

Financial Analysis of the School District as a Whole

Net Position

The Lemmon School District's net position is as follows:

**Table A-1
 Lemmon School
 Statement of Net Position**

	<u>Governmental Activities 2022</u>	<u>Governmental Activities 2021</u>
Assets		
Current and Other Assets	\$ 6,932,995	\$ 10,799,971
Capital Assets	14,177,838	10,864,248
Total assets	<u>21,110,833</u>	<u>21,664,219</u>
Deferred Outflows of Resources	<u>901,485</u>	<u>572,765</u>
Unearned revenue	7,767	-
Long-Term Debt Outstanding	9,565,948	9,882,336
Other Liabilities	537,757	2,022,355
Total Liabilities	<u>10,111,472</u>	<u>11,904,691</u>
Deferred Inflows of Resources	<u>2,867,931</u>	<u>1,921,208</u>
Net Position		
Net investment in capital assets	4,747,319	2,100,967
Restricted	2,833,287	4,804,671
Unrestricted	<u>1,452,309</u>	<u>1,505,447</u>
Total Net Position	<u><u>\$ 9,032,915</u></u>	<u><u>\$ 8,411,085</u></u>

The net position of the School District increased \$621,830 for fiscal year 2022 from fiscal year 2021. The largest increase is in the net investment of capital assets due to the new construction. The district showed an increase in the net position of \$817,412 for fiscal year 2021. Total assets and deferred outflows of resources decreased \$224,666 from the 2021 fiscal year. The liabilities and deferred inflows of resources showed a decrease of \$846,496 largely due to the completion of the construction and payment of those related liabilities.

The statement of net position reports all financial and capital resources. The statement presents the assets and liabilities in order of relative liquidity. The liabilities with average maturities greater than one year are reported in two components – the amount due within one year and the amount due in more than one year. The long-term liabilities of the school, consisting of compensated absences payable have been reported in this manner on the statement of net position. The difference between the school’s assets and liabilities is the net position.

Figure A-2 - Revenues

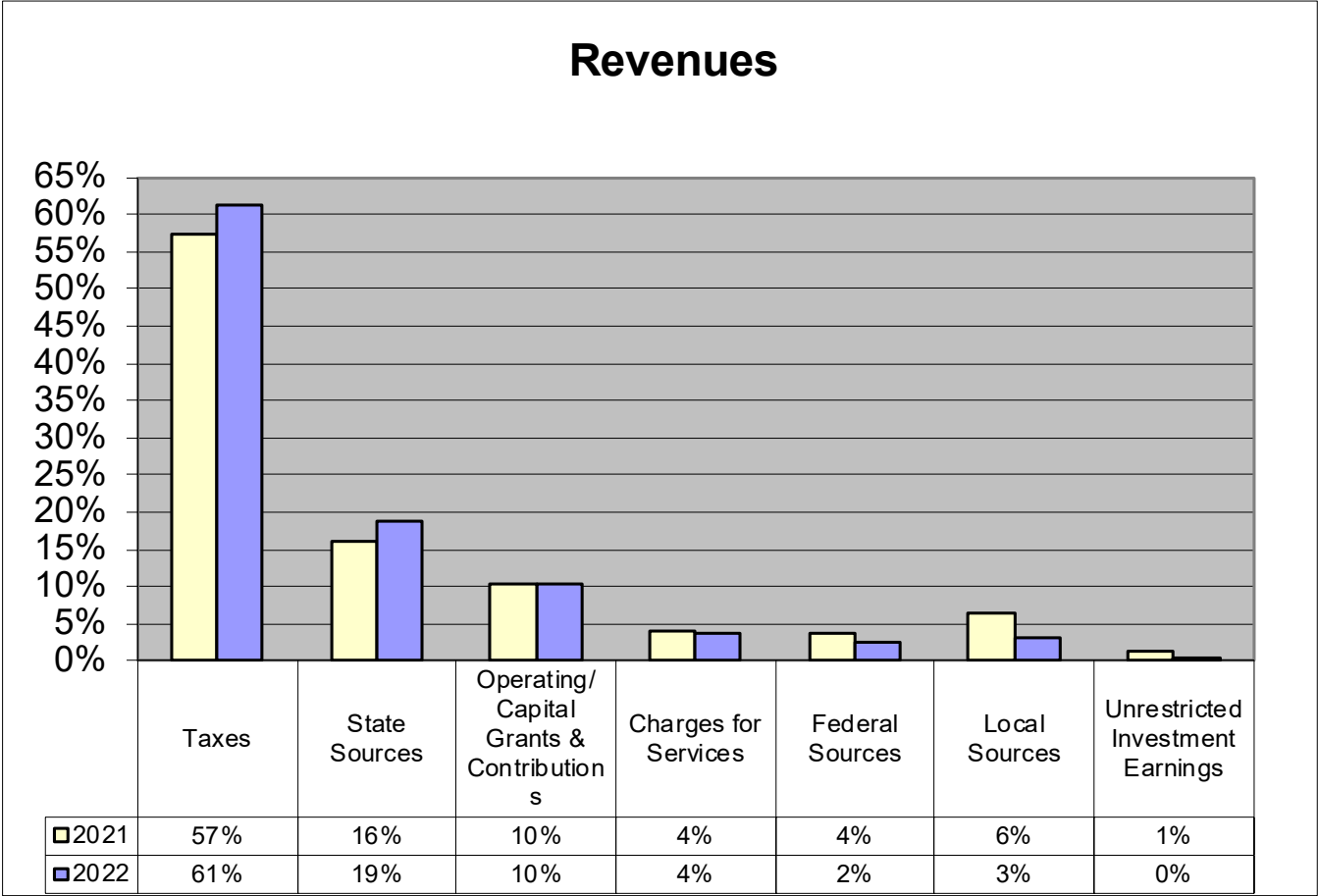
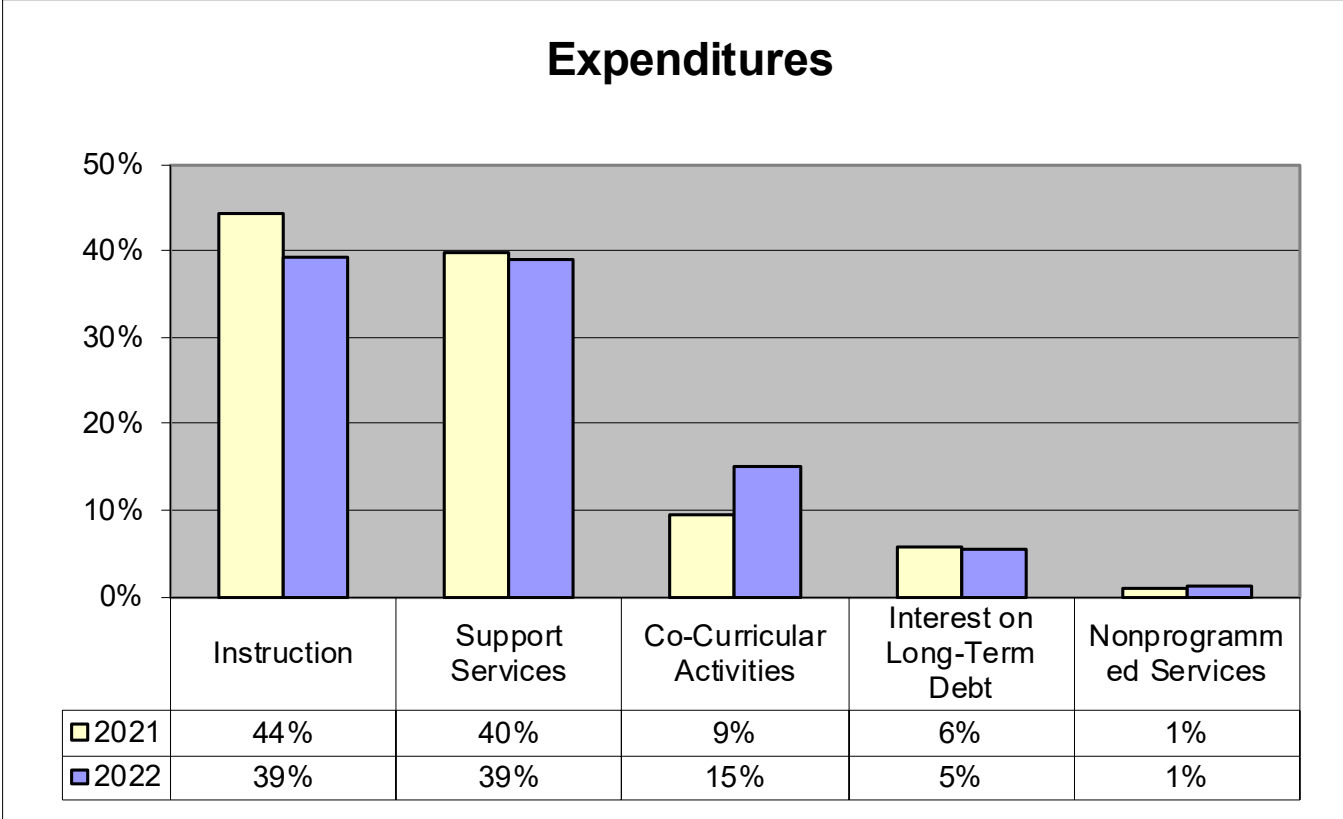


Figure A-3 – Expenditures



Governmental Activities

Table A-2 and the narrative that follows consider the operations of the governmental activities.

**Table A-2
Changes in Net Position**

	<u>Total Governmental Activities</u>	<u>Total Governmental Activities</u>
	<u>2022</u>	<u>2021</u>
Revenues		
Program Revenues		
Charges for Services	\$ 200,601	\$ 218,529
Operating Grants and Contributions	467,928	571,614
Capital Grants and Contributions	80,748	-
General Revenues		
Taxes	3,205,957	3,163,519
Revenue State Sources	991,913	888,289
Revenue Federal Sources	129,252	203,638
Revenue Intermediate Sources	158,821	353,524
Unrestricted Investment Earnings	6,325	74,762
Compensation for loss on capital assets	-	32,359
	<u>5,241,545</u>	<u>5,506,234</u>
Total Revenues		
Expenses		
Instruction	1,813,531	2,073,172
Support Services	1,805,902	1,865,934
Co-curricular Activities	696,679	437,946
Interest on Long-Term Debt	252,796	264,378
Nonprogrammed Charges	50,807	47,392
	<u>4,619,715</u>	<u>4,688,822</u>
Total Expenses		
Change in Net Position	621,830	817,412
Net Position, Beginning of Year	<u>8,411,085</u>	<u>7,593,673</u>
Net Position, End of Year	<u>\$ 9,032,915</u>	<u>\$ 8,411,085</u>

The Lemmon School District's total revenues (including special items) totaled \$5,241,545 for fiscal year ending June 30, 2022, which is a decrease of \$264,689 from fiscal year 2021. Revenue from intermediate sources, investment earnings and compensation for loss on capital assets showed the biggest decrease. This is mainly due to the bond revenues being utilized and no longer drawing interest.

The total cost of all programs and services was \$4,619,715 for fiscal year ending June 30, 2022, which is a decrease of \$69,107 from fiscal year 2021. The largest decreases in expenditures can be found in the instruction and support services with an increase in co-curricular activities.

Approximately 61% of the School District's revenue came from property taxes compared to 57% in FY 2021 with approximately 19% from state sources compared to 16% in FY 2021. There is always a shift in funding between the local and state revenues is dependent on the per pupil amount for the general fund state aid, any increase in property tax values and change in property tax levies as set by the state legislative bodies.

For general fund, the per pupil state aid amount is a combination of property taxes and state funds. The School District's enrollment has held steady the last couple of years; however, there was a slight increase in enrollment for fiscal year 2022.

Fiscal year 2022 shows a slight increase in the state revenue which is partially due to the slight increase in enrollment, the local effort due to local tax evaluations and how the state funding formula is calculated. The federal funding decreased slightly in fiscal year 2022. The School District continues to use the Title I funding where possible (see Figure A-2).

Fiscal year 2022 shows a slight decrease in expenditures (see Table A-2). The School District's expenses cover a range of services, encompassing instruction, support services, capital outlay expenditures, interest on long-term debt, and food services (see Figure A-3).

Financial Analysis of the School's Funds

The General Fund had a decrease of \$57,332 in the fund balance at the end of the year. The School District continues to monitor the budget to stay abreast of the district financial status. If there is a need for a transfer to the General Fund in the future, the state aid formula allows for a transfer from the Capital Outlay Fund.

The Capital Outlay Fund showed a decrease of \$1,929,137 in the fund balance due to the transfer of funds for construction/remodel to the Capital Project Fund. This was planned by the district so the decrease in the fund balance was expected. The district continues to hold the capital outlay expenditures to a minimum where possible.

The Special Education Fund reflects a slight increase in the fund balance due to the special education costs remaining stable. The district did meet the maintenance of effort in the special education fund for FY 2022 and the local and federal expenditures continue to be monitored closely. However, due to the special education fund balance, the district does not receive any state aid for special education.

Budgetary Highlights

There were no significant budget changes or budget variances for the year in the General Fund.

Capital Asset Management

By the end of fiscal year 2022, the Lemmon School District had invested \$14,177,838 net of depreciation in a broad range of capital assets, including, land, buildings and various machinery and equipment. This is a net increase of \$3,313,590 over fiscal year 2021. (See Table A-3).

Table A-3
Lemmon School District 52-4 – Capital Assets
(Net of depreciation)

	Governmental Activities 2022	Governmental Activities 2021
Land	\$ 10,580	\$ 10,580
Construction in progress	-	8,724,026
Improvements (net)	335,768	344,520
Buildings (net)	13,182,866	1,546,692
Machinery and equipment (net)	648,624	238,430
Total capital assets (net)	\$ 14,177,838	\$ 10,864,248

The increase in capital assets is primarily due to the completion of the construction/remodel of the new junior high/high school.

Long Term Debt

The long-term debt of the Lemmon School District consists of the following:

- The School District replaced the lights in the high school and the armory gym with an interest free loan in the amount of \$130,850 from the State of South Dakota. The loan for the lighting project must be paid back in 10 years. The district has made five payments to date with a remaining balance due at the end of fiscal year 2022 of \$26,170.
- The General Obligation Bonds were sold in November 2019. The bonds were sold for the remodel and addition to the Lemmon Armory. The first payments were made in fiscal year 2021.
- The remainder of the long-term debt is compensated absences for which the School District is liable for accrued sick leave and vacation leave payable for both the certified staff and support staff as per school district handbooks and the Negotiated Agreement.

Table A-4

	Governmental Activities		Change	Change
	2022	2021	2022-2021	2022-2021
Compensated absences	\$ 33,198	\$ 33,722	\$ (524)	-1.55%
Energy Loan	26,170	39,255	(13,085)	-33.33%
GO Bonds Payable	9,404,349	9,710,593	(306,244)	-3.15%
Total outstanding debt and obligations	\$ 9,463,717	\$ 9,783,570	\$ (319,853)	-3.27%

Economic Factors and Next Year’s Budgets and Rates

The Lemmon School District’s overall economic position continues to improve. The School District’s property valuation has increased some, however, the maximum that can be levied is set during the State of South Dakota legislative session every year.

One of the primary sources of General Fund revenue to the school is based on the per student allocation received from the State of South Dakota. The South Dakota state aid formula changed and now includes a target average teacher salary, a student-teacher ratio as well as putting the Pension fund in the General Fund beginning with fiscal year 2017. Raising the teacher’s salary was a large consideration in the new funding formula. All school districts are required to meet their accountability as defined by the South Dakota Department of Education.

In calculating the total need for fiscal year 2023, the SD Department of Education determined it to be \$2,179,697 of which \$1,033,959 will come in the form of state aid to education. The remainder the district will receive as tax revenue. With the change in the state aid formula fiscal year 2017, the other revenue which the district receives separately is included in the calculation of local effort in accordance to the state statute.

The Revenue Chart (Figure A-2) on page 10 shows a slight shift in the primary source of revenue. The current General Fund state aid formula is a combination of property tax and state funding. What is not received in property tax is paid as general state aid to the district.

The slight decrease in the fund balance for the General Fund is not attributable to any specific area in the budget. The School District administration and board try to hold expenses in all areas to a minimum when possible.

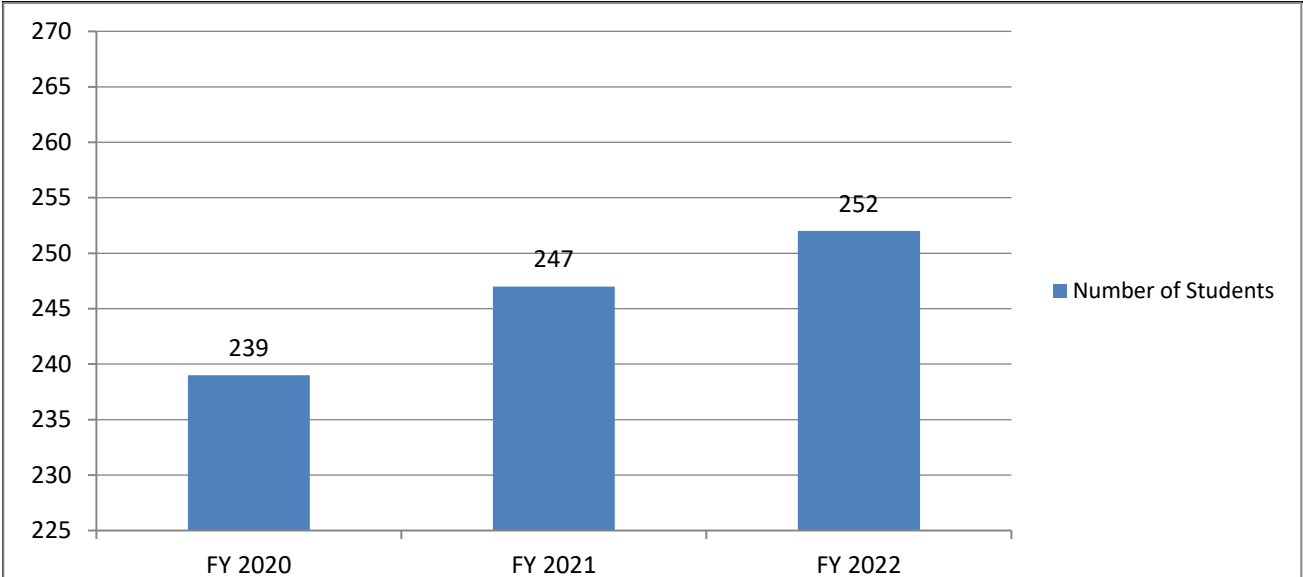
In fiscal year 2022 the Food Service Fund posted a \$927 fund balance deficit compared to a positive fund balance in FY 2021. This was largely due rising costs in food service operations exceeding sales and reimbursements, including a transfer of \$10,000 from the General Fund to the Food Service Fund to cover the shortfall of the revenue. Beginning in November 2020 all students were allowed to eat free. This continued through the FY 2022 fiscal year. Even though the district was reimbursed at the free rate for all student breakfasts and lunches, the revenue was not sufficient to cover the increased expenditures.

Throughout FY 2022, various federal funds became available to the school districts in the State of South Dakota in regard to COVID. The district has expended the ESSER I and Coronavirus Relief Funds. The district has ESSER II and ESSER III funds remaining.

The board approved the continuation of the opt out of \$150,000 in January 2019 and it was not referred to a vote of the patrons.

Student Enrollment

The enrollment has fluctuated slightly the last few years. The fall enrollment was 239 students for fiscal year 2020, 247 students for fiscal year 2021 and 252 students for fiscal year 2022. The enrollment for the upcoming fiscal year 2023 as taken in September 2022 was up slightly at 267 students. This enrollment number is what is used for the state aid calculation and does not include any students who tuition into the School District.



Contacting the School’s Financial Management

This financial report is designed to provide our citizens, taxpayers, customers as well as investors and creditors with a general overview of the School District’s finances and to demonstrate the School’s accountability for the money it receives. If you have questions about this report or need additional information, contact the Lemmon School District 52-4 Business Office, 314 8th Street West, Lemmon, South Dakota 57638.

Lemmon School District No. 52-4

Statement of Net Position – Exhibit I

June 30, 2022

	Governmental Activities
Assets	
Cash	\$ 4,428,488
Taxes receivable	1,453,929
Inventories	3,978
Lease receivable	80,220
Accounts receivable	34,531
Due from other governments	280,841
Net pension asset	651,008
Capital assets not being depreciated	
Land	10,580
Capital assets being depreciated	
Improvements	335,768
Buildings	13,182,866
Machinery/equipment	648,624
Total assets	<u>21,110,833</u>
Deferred Outflows of Resources	
Pension related deferred outflows	<u>901,485</u>
Liabilities	
Accounts payable	244,581
Other current liabilities	293,176
Unearned revenue	7,767
Noncurrent liabilities	
Due within one year	
Compensated absences	33,198
Energy loan	13,085
Bonds payable	310,000
Due in more than one year	
Energy loan	13,085
Bonds payable	9,094,349
OPEB obligation	102,231
Total liabilities	<u>10,111,472</u>
Deferred Inflows of Resources	
Lease related deferred inflows	81,858
Taxes levied for future period	1,528,373
Pension related deferred inflows	1,257,700
Total deferred inflows of resources	<u>2,867,931</u>
Net Position	
Net investment in capital assets	4,747,319
Restricted for	
Special Education	1,584,272
Capital Outlay	640,173
Debt Service	314,049
SDRS pension purposes	294,793
Unrestricted	1,452,309
Total net position	<u>\$ 9,032,915</u>

Lemmon School District No. 52-4
Statement of Activities – Exhibit II
Year Ended June 30, 2022

Functions/Programs	Expenses	Program Revenues			Net (Expense)
		Charges for Services	Operating Grants and Contributions	Capital Grants and Contributions	Revenue and Changes in Net Position
					Total Governmental Activities
Primary Government					
Governmental activities					
Instruction	\$ 1,813,531	\$ 34,500	\$ 300,723	\$ 80,748	\$ (1,397,560)
Support services	1,805,902	12,744	167,205	-	(1,625,953)
Co-curricular activities	696,679	153,357	-	-	(543,322)
Interest on long-term debt	252,796	-	-	-	(252,796)
Nonprogrammed charges	50,807	-	-	-	(50,807)
Total Primary Government	\$ 4,619,715	\$ 200,601	\$ 467,928	\$ 80,748	\$ (3,870,438)
General Revenues					
Taxes					
Property taxes					3,064,007
Gross receipts taxes					141,950
Revenue from state sources					
State aid					991,913
Revenue from federal sources					
Unrestricted investment earnings					129,252
Other general revenues					
					6,325
					158,821
Total general revenues					4,492,268
Change in net position					621,830
Net position - June 30, 2021					8,411,085
Net position - June 30, 2022					\$ 9,032,915

Lemmon School District No. 52-4
Balance Sheet – Governmental Funds – Exhibit III
June 30, 2022

	General Fund	Special Revenue Funds		Bond Redemption	Capital Projects	Other	Total Governmental Funds
		Capital Outlay	Special Education			Governmental Funds	
						Food Service	
Assets							
101 Cash	\$ 1,671,621	\$ 719,765	\$ 1,609,084	\$ 330,576	\$ 79,418	\$ 18,024	\$ 4,428,488
110 Taxes receivable-current	532,616	428,228	167,504	313,735	-	-	1,442,083
112 Taxes receivable-delinquent	7,183	2,497	1,344	822	-	-	11,846
120 Accounts receivable	34,500	-	-	-	-	31	34,531
125 Lease receivable	80,220	-	-	-	-	-	80,220
140 Due from other governments	177,592	43,104	22,501	-	-	37,644	280,841
170 Inventory	-	-	-	-	-	3,978	3,978
Total Assets	\$ 2,503,732	\$ 1,193,594	\$ 1,800,433	\$ 645,133	\$ 79,418	\$ 59,677	\$ 6,281,987
Liabilities, Deferred Inflows of Resources and Fund Balances							
Liabilities							
402 Accounts payable	\$ 13,350	\$ 102,164	\$ 7,135	\$ -	\$ 79,418	\$ 42,514	\$ 244,581
404 Contracts payable	192,020	-	32,779	-	-	-	224,799
415 Amounts held for others	6,491	-	-	-	-	-	6,491
450 Payroll deductions and withholdings and employer matching payable	38,087	-	-	-	-	2,679	40,766
475 Unearned revenue	-	-	-	-	-	7,767	7,767
Total Liabilities	249,948	102,164	39,914	-	79,418	52,960	524,404
Deferred Inflows of Resources:							
551 Unavailable revenue-property taxes	7,183	2,497	1,344	822	-	-	11,846
553 Taxes levied for future periods	569,785	451,257	176,247	331,084	-	-	1,528,373
559 Other deferred inflows of resources	81,858	43,104	-	-	-	7,644	132,606
Total Deferred Inflows of Resources	658,826	496,858	177,591	331,906	-	7,644	1,672,825
Fund Balances							
703 Nonspendable	-	-	-	-	-	3,978	3,978
720 Restricted for Special Education	-	-	1,582,928	-	-	-	1,582,928
Capital Outlay	-	594,572	-	-	-	-	594,572
Debt Service	-	-	-	313,227	-	-	313,227
704 Unassigned	1,594,958	-	-	-	-	(4,905)	1,590,053
Total Fund Balances (Deficit)	1,594,958	594,572	1,582,928	313,227	-	(927)	4,084,758
Total Liabilities, Deferred Inflows of Resources, and Fund Balances	\$ 2,503,732	\$ 1,193,594	\$ 1,800,433	\$ 645,133	\$ 79,418	\$ 59,677	\$ 6,281,987

Total Fund Balances - Governmental Funds		\$ 4,084,758
Amounts reported for governmental activities in the statement of net position are different because:		
Capital assets used in governmental activities are not financial resources and, therefore, are not reported in the funds.		14,177,838
Assets such as taxes and grants receivable that are not available to pay for current period expenditures are deferred inflows in the fund level statements.		62,594
Deferred outflows and inflows of resources related to pensions are applicable to future periods and, therefore, are not reported in the funds.		(356,215)
The net pension asset does not represent available financial resources and, therefore, is not reported in the funds.		651,008
Unamortized balance of debt premiums are not due and payable in the current period and, therefore, are not reported in the funds.		(134,349)
Interest on long-term debt is not accrued in governmental funds, but rather, is recognized as an expenditure when due.		(21,120)
Long-term liabilities are not due and payable in the current period and, therefore, are not reported in the funds.		
Compensated absences	\$ (33,198)	
Energy loan	(26,170)	
Bonds payable	(9,270,000)	
OPEB obligation	(102,231)	
	<u> </u>	<u>(9,431,599)</u>
Net Position - Governmental Activities		<u><u>\$ 9,032,915</u></u>

Lemmon School District No. 52-4

Statement of Revenues, Expenditures and Changes in Fund Balances – Governmental Funds – Exhibit V
 Year Ended June 30, 2022

	General Fund	Special Revenue Funds		Bond Redemption	Capital Projects	Other Governmental Funds Food Service	Total Governmental Funds
		Capital Outlay	Special Education				
Revenues							
1000 Revenue from local sources							
1100 Taxes							
1110 Ad valorem taxes	\$ 1,130,736	\$ 882,299	\$ 360,635	\$ 618,191	\$ -	\$ -	\$ 2,991,861
1120 Prior years' ad valorem taxes	4,779	1,666	946	643	-	-	8,034
1130 Tax deed revenue	1,094	36	14	27	-	-	1,171
1140 Gross receipts taxes	141,950	-	-	-	-	-	141,950
1190 Penalties and interest on taxes	5,466	3,617	1,580	2,157	-	-	12,820
1300 Tuition and fees							
1310 Out-of-state tuition	34,500	-	-	-	-	-	34,500
1500 Earnings on investments and deposits	3,842	-	-	-	2,483	-	6,325
1600 Food service	-	-	-	-	-	12,744	12,744
1700 Co-curricular activities							
1790 Other pupil activity income	153,357	-	-	-	-	-	153,357
1900 Other revenue from local sources							
1920 Contributions and donations	79,729	3,000	-	-	8,000	-	90,729
1950 Refund of prior years' expend	2,902	-	-	-	-	-	2,902
1970 Charges for services	2,064	-	207	-	-	-	2,271
1990 Other	43,371	-	1,571	-	-	5	44,947
2000 Revenue from intermediate sources							
2100 County sources							
2110 County apportionment	12,152	-	-	-	-	-	12,152
2200 Revenue in lieu of taxes	5,952	-	-	-	-	-	5,952
3000 Revenue from state sources							
3110 Unrestricted grants-in-aid	991,913	-	-	-	-	-	991,913
3810 State reimbursements	-	-	-	-	-	393	393
4000 Revenue from federal sources							
4100 Grants-in-aid							
4110 Unrestricted grants-in-aid received directly from federal government	65,999	-	-	-	-	-	65,999
4120 Unrestricted grants-in-aid received from federal government through state	14,953	-	-	-	-	-	14,953
4150-4199 Restricted grants-in- aid received from federal government through state	237,937	37,066	66,468	-	10,000	30,000	381,471
4810 Federal reimbursements	-	-	-	-	-	153,920	153,920
4820 Donated commodities	-	-	-	-	-	12,892	12,892
4900 Other federal revenue	-	-	-	-	48,300	-	48,300
Total revenues	2,932,696	927,684	431,421	621,018	68,783	209,954	5,191,556

Lemmon School District No. 52-4

Statement of Revenues, Expenditures and Changes in Fund Balances – Governmental Funds – Exhibit V
Year Ended June 30, 2022

	General Fund	Special Revenue Funds		Bond Redemption	Capital Projects	Other Governmental Funds Food Service	Total Governmental Funds
		Capital Outlay	Special Education				
Expenditures							
Current							
1000 Instruction							
1100 Regular programs							
1110 Elementary	567,822	31,615	-	-	-	-	599,437
1120 Middle school	181,399	-	-	-	-	-	181,399
1130 High school	507,988	35,433	-	-	-	-	543,421
1190 Other regular programs	131,088	4,110	-	-	-	-	135,198
1200 Special programs							
1220 Programs for special education	-	-	326,492	-	-	-	326,492
1270 Educationally deprived	89,323	-	-	-	-	-	89,323
1300 Adult continuing education programs							
2000 Support services							
2120 Guidance	39,291	-	-	-	-	-	39,291
2130 Health	4,447	-	-	-	-	-	4,447
2140 Psychological	-	-	8,705	-	-	-	8,705
2150 Speech pathology	-	-	66,835	-	-	-	66,835
2170 Student therapy services	-	-	3,910	-	-	-	3,910
2200 Instructional staff							
2210 Improvement of instruction	27,551	-	-	-	-	-	27,551
2220 Educational media	23,607	37,778	-	-	-	-	61,385
2300 General administration							
2310 Board of Education	79,717	-	-	-	-	-	79,717
2320 Executive administration	155,347	-	-	-	-	-	155,347
2400 School administration							
2410 Office of the Principal	219,961	-	-	-	-	-	219,961
2490 Other	146	-	-	-	-	-	146
2500 Support services - business							
2520 Fiscal services	92,395	-	-	-	-	-	92,395
2530 Facility construction	-	136,061	-	-	-	-	136,061
2540 Operation and maintenance of plant	567,650	76,296	-	-	-	-	643,946
2550 Pupil transportation	161,624	-	-	-	-	-	161,624
2560 Food service	9,457	-	-	-	-	220,951	230,408
2700 Support services - special education							
2710 Administrative costs	-	-	18,496	-	-	-	18,496

Lemmon School District No. 52-4

Statement of Revenues, Expenditures and Changes in Fund Balances – Governmental Funds – Exhibit V
Year Ended June 30, 2022

	General Fund	Special Revenue Funds		Bond Redemption	Capital Projects	Other Governmental Funds	Total Governmental Funds
		Capital Outlay	Special Education			Food Service	
4000 Nonprogrammed charges							
4300 Scholarships	21,500	-	-	-	-	-	21,500
4600 Insurance costs	7,000	-	-	-	-	-	7,000
4900 Other nonprogrammed costs	22,307	-	-	-	-	-	22,307
5000 Debt services	-	13,085	-	560,040	-	-	573,125
6000 Co-curricular activities							
6100 Male activities	103,580	-	-	-	-	-	103,580
6200 Female activities	53,437	-	-	-	-	-	53,437
6900 Combined activities	213,391	4,725	-	-	-	-	218,116
Capital outlay	-	-	-	-	3,599,697	-	3,599,697
Total expenditures	3,280,028	339,103	424,438	560,040	3,599,697	220,951	8,424,257
Excess of Revenues Over (Under) Expenditures	(347,332)	588,581	6,983	60,978	(3,530,914)	(10,997)	(3,232,701)
Other Financing Sources (Uses)							
5110 Transfers in	300,000	-	-	-	2,220,476	10,000	2,530,476
8110 Transfers out	(10,000)	(2,520,476)	-	-	-	-	(2,530,476)
5130 Sale of surplus property	-	2,758	-	-	-	-	2,758
Total Other Financing Sources (Uses)	290,000	(2,517,718)	-	-	2,220,476	10,000	2,758
Net Change in Fund Balance	(57,332)	(1,929,137)	6,983	60,978	(1,310,438)	(997)	(3,229,943)
Fund Balance - June 30, 2021	1,652,290	2,523,709	1,575,945	252,249	1,310,438	70	7,314,701
Fund Balance (Deficit) - June 30, 2022	\$ 1,594,958	\$ 594,572	\$ 1,582,928	\$ 313,227	\$ -	\$ (927)	\$ 4,084,758

Lemmon School District No. 52-4
 Reconciliation of the Statement of Revenues, Expenditures and Changes in Fund Balances to the
 Government-Wide Statement of Activities – Exhibit VI
 Year Ended June 30, 2022

Net Change in Fund Balances - Total Governmental Funds \$ (3,229,943)

Amounts Reported for Governmental Activities in the Statement of
 Activities are Different Because:

Governmental funds report capital outlays as expenditures; however, in the statement of activities the cost of those assets is allocated over their estimated useful lives and reported as depreciation expense.	3,831,480
This amount represents the current-year depreciation expense reported in the statement of activities which is not reported on the fund financial statements because it does not require the use of current financial resources.	(515,000)
In the statement of activities, gains or losses on disposal of capital assets are reported; whereas, in the governmental funds, no gain or loss is realized.	(2,890)
Revenues in the statement of activities that do not provide current financial resources are not reported as revenues in the funds.	50,121
Principal payments on long-term liabilities are an expenditure in the governmental funds, but the payments decrease long-term liabilities in the statement of net position.	313,086
Governmental funds report the effect of premiums and discounts when debt is first issued; whereas, these amounts are reported as part of debt and amortized in the statement of activities. This is the current-year amortization of the premium on debt.	6,243
Changes in the pension related deferred outflows/inflows are direct components of pension liability (asset) and are not reflected in the governmental funds.	170,674
Accrued interest reported in the statement of activities does not require the use of current financial resources and, therefore, is not reported as expenditures in governmental funds.	1,000
Some expenses reported in the statement of activities do not require the use of current financial resources and, therefore, are not reported as expenditures in governmental funds.	<u>(2,941)</u>

Change in Net Position of Governmental Activities \$ 621,830

Note 1 - Summary of Significant Accounting Policies

The following is a summary of the Lemmon School District No. 52-4's significant accounting policies:

Reporting Entity

The reporting entity of the Lemmon School District No. 52-4 (the School District) consists of the primary government (which includes all of the funds, organizations, institutions, agencies, departments, and offices that make up the legal entity, plus those funds for which the primary government has a fiduciary responsibility, even though those fiduciary funds may represent organizations that do not meet the criteria for inclusion in the financial reporting entity); those organizations for which the primary government is financially accountable; and other organizations for which the nature and significance of their relationship with the primary government are such that their exclusion would cause the financial reporting entity's financial statements to be misleading or incomplete.

Basis of Presentation

The financial statements of the School District have been prepared in accordance with generally accepted accounting principles (GAAP) as prescribed by the Governmental Accounting Standards Board (GASB). The GASB is the standard setting body for governmental accounting and financial reporting.

Government-Wide Statements

The statement of net position and the statement of activities display information about the School District. These statements include the financial activities of the overall government, except for fiduciary activities. Eliminations have been made to minimize the double counting of internal activities. Governmental activities generally are financed through taxes, intergovernmental revenues, and other non-exchange transactions. As a general rule, the effect of interfund activity has been eliminated from the government-wide financial statements.

The statement of net position reports all financial and capital resources in a net position form (assets plus deferred outflows of resources minus liabilities minus deferred inflows of resources equal net position). Net position is displayed in three components, as applicable: net investment in capital assets, restricted (distinguishing between major categories of restrictions), and unrestricted.

The statement of activities presents a comparison between direct expenses and program revenues for each function of the School District's governmental activities. Direct expenses are those that are specifically associated with a program or function and, therefore, are clearly identifiable to a particular function. Program revenues include a) charges paid by recipients of goods and services offered by the programs, and b) grants and contributions that are restricted to meeting the operational or capital requirements of a particular program. Revenues that are not classified as program revenues, including all taxes, are presented as general revenues.

Fund Financial Statements

Fund financial statements of the reporting entity are organized into funds, each of which is considered to be a separate accounting entity. Each fund is accounted for by providing a separate set of self-balancing accounts that constitute its assets, deferred outflows of resources, liabilities, deferred inflows of resources, fund equity, revenues, and expenditures/expense. Funds are organized into two major categories: governmental and fiduciary. An emphasis is placed on major funds within the governmental category. A fund is considered major if it is the primary operating fund of the School District or it meets the following criteria:

1. Total assets and deferred outflows, liabilities and deferred inflows, revenues, or expenditures/expenses of the individual governmental fund are at least 10 percent of the corresponding total for all funds of that category or type; and
2. Total assets and deferred outflows, liabilities and deferred inflows, revenues, or expenditures/expenses of the individual governmental fund are at least 5 percent of the corresponding total for all governmental funds combined; or
3. Management has elected to classify one or more governmental funds as major for consistency in reporting from year-to-year, or because of public interest in the fund’s operations.

The major funds of the School District financial reporting entity are described below within their respective fund types:

Governmental Funds

	Description
General Fund	The General Fund is the general operating fund. It is used to account for all financial resources of the general government except those required to be accounted for in another fund. The General Fund is always a major fund.
Special Education Fund	A fund established by South Dakota Codified Law (SDCL) 13-37-16 to pay the costs for the special education of all children in need of special assistance and prolonged assistance who reside within the School District. This fund is financed by grants and property taxes.
Capital Outlay Fund	A fund established by SDCL 13-16-6 to meet expenditures which result in the lease of, acquisition of, or additions to real property, plant or equipment. This fund is financed by property taxes.
Bond Redemption Fund	A fund established by SDCL 13-16-13 to account for the proceeds of a special property tax restricted to use for the payment of principal and interest of general obligation bonded debt. The Bond Redemption Fund is the only debt service fund maintained by the School District.
Capital Projects Fund	The Capital Projects Fund is the only capital projects fund maintained by the School District to account for the financial resources to be used for the construction of major capital facilities.

Interfund Eliminations

In the process of aggregating data for the government-wide financial statements, some amounts reported as interfund activity and balances in the fund financial statements have been eliminated. In order to eliminate the grossing-up effect on the assets and liabilities within the governmental funds, the advances between funds have been eliminated.

Measurement Focus and Basis of Accounting

Measurement focus is a term used to describe “how” transactions are recorded within the various financial statements. Basis of accounting refers to “when” revenues and expenditures or expenses are recognized in the accounts and reported in the financial statements, regardless of the measurement focus.

Measurement Focus**Government-Wide Financial Statements**

In the government-wide statement of net position and statement of activities, governmental activities are presented using the economic resources measurement focus, applied on the accrual basis of accounting.

Fund Financial Statements

In the fund financial statements, the current financial resources measurement focus and the modified accrual basis of accounting are applied to governmental funds.

Basis of Accounting**Government-Wide Financial Statements**

In the government-wide statement of net position and statement of activities, governmental activities are presented using the accrual basis of accounting. Under the accrual basis of accounting, revenues and related assets generally are recorded when earned (usually when the right to receive cash vests); and, expenses and related liabilities are recorded when an obligation is incurred (usually when the obligation to pay cash in the future vests).

Fund Financial Statements

All governmental funds are accounted for using the modified accrual basis of accounting. Their revenues, including property taxes generally are recognized when they become measurable and available. “Available” means resources are collected, or to be collected, soon enough after the end of the fiscal year that they can be used to pay the bills of the current period. The accrual period does not exceed one bill-paying cycle, and, for the School District, the length of that cycle is 60 days. The revenues, which are accrued at June 30, 2022, are revenues from federal, state and local sources.

Under the modified accrual basis of accounting, receivables may be measurable but not available. Available means collectible within the current period, or soon enough thereafter to be used to pay liabilities of the current period. Unavailable revenues, where asset recognition criteria have been met, but for which revenue recognition criteria have not been met, are reported as a deferred inflow of resources.

Expenditures generally are recognized when the related fund liability is incurred. Exceptions to this general rule include principal and interest on general long-term debt, which are recognized when due.

Deposits and Investments

The School District follows the practice of aggregating the cash assets of various funds to maximize cash management efficiency and returns. Various restrictions on deposits and investments are imposed by statutes. These restrictions are summarized below:

Deposits – The School District’s deposits are made in qualified public depositories as defined by SDCL 4-6A-1, 13-16-15, 13-16-15.1, and 13-16-18.1. Qualified depositories are required by SDCL 4-6A-3 to maintain, at all times, segregated from their other assets, eligible collateral having a value equal to at least 100 percent of the public deposit accounts which exceed deposit insurance such as the FDIC and NCUA. In lieu of pledging eligible securities, a qualified public depository may furnish irrevocable standby letters of credit issued by federal home loan banks accompanied by written evidence of that bank’s public debt rating which may not be less than “AA,” or a qualified public depository may furnish a corporate surety bond of a corporation authorized to do business in South Dakota.

Deposits are reported at cost plus interest, if the account is of the add-on type.

Investments – In general, SDCL 4-5-6 permits School District funds to be invested only in a) securities of the United States and securities guaranteed by the United States government either directly or indirectly; or b) repurchase agreements fully collateralized by securities described in (a); or (c) in shares of an open-end, no-load fund administered by an investment company whose investments are in securities described in (a) and repurchase agreements described in (b). Also, SDCL 4-5-9 requires that investments shall be in the physical custody of the political subdivision or may be deposited in a safekeeping account with any bank or trust company designated by the political subdivision as its fiscal agent.

As of June 30, 2022, the School District did not have any investments.

Custodial and Concentration of Credit Risk

Custodial Credit Risk - Deposits: The risk that, in the event of a depository failure, the School District’s deposits may not be returned to it. The School District does not have a deposit policy for custodial credit risk. As of June 30, 2022, the School District’s bank balances were \$4,448,359, which includes various bank accounts. Of these deposits, \$250,000 was covered by the FDIC and the remaining balance was uninsured but collateralized with securities held by the pledging financial institution.

Concentration of Credit Risk: The School District places no limit on the amount that may be invested in any one issuer. As of June 30, 2022, the School District did not have any investments.

Interest Rate Risk: The School District does not have a formal investment policy that limits investment maturities as a means of managing its exposure to fair value losses arising from increasing interest rates.

Credit Risk: State law limits eligible investments for the School District, as discussed above. The School District has no investment policy that would further limit its investment choices.

Assignment of Investment Income: State law allows income from deposits and investments to be credited to either the General Fund or the fund making the investment. The School District's policy is to credit all income from deposits and investments to the General Fund, except for the Capital Projects Fund and Food Service Fund, which are credited to those funds. United States generally accepted accounting principles, on the other hand, require income from deposits and investments to be reported in the fund whose assets generated that income. Where the governing board has discretion to credit investment income to a fund other than the fund that provided the resources for investment, a transfer to the designated fund is reported. Accordingly, in the fund financial statements, interfund transfers of investments earnings may be reported, while in the government-wide financial statements, they have been eliminated. These interfund transfers are not violations of the statutory restrictions on interfund transfers.

Receivables and Payables

The School District does not aggregate receivables and payables in the financial statements. The amount recorded as due from other governments consists of \$121,212 for utility tax revenues in the General Fund from the state and county. The General Fund, Capital Outlay Fund, Special Education Fund, and Food Service Fund also have amounts due from the federal government relating to grants in the amounts of \$56,380, \$43,104, \$22,501, and \$37,644, respectively. The School District expects all receivables to be collected within one year. Based on the nature of the receivables, no allowances for estimated uncollectible amounts have been established.

Inventory

Inventory is stated at the lower of cost or market. The cost valuation method is first-in, first-out. Donated commodities are valued at estimated market value based on the USDA price list (average for the year). In the government-wide financial statements and in the fund financial statements, inventory items are initially recorded as assets and charged to expense in the various functions of government as they are consumed. In the governmental fund financial statements, the "consumption method" of recording inventory is used.

Capital Assets

Capital assets include land, buildings, machinery and equipment, and all other tangible or intangible assets that are used in operations and that have initial useful lives extending beyond a single reporting period. All capital assets are valued at historical cost, or estimated historical cost if actual historical cost is not available. Donated capital assets are valued at their acquisition value on the date donated. Interest costs incurred during construction of capital assets are not capitalized along with other capital asset costs.

The total June 30, 2022, balance of capital assets for governmental activities includes estimates of the original costs. These estimated original costs were established by deflated current replacement cost.

Depreciation of all exhaustible fixed assets is recorded as an allocated expense in the statement of activities, with net capital assets reflected in the statement of net position. Capitalization thresholds (dollar values above which asset acquisitions are added to the capital asset accounts), depreciation methods, and estimated useful lives of capital assets reported in the government-wide statements are as follows:

	Capitalization Threshold	Depreciation Method	Estimated Useful Life
Land	All	N/A	N/A
Improvements	\$ 1,000	Straight-line	30 years
Buildings	1,000	Straight-line	50 years
Machinery/equipment	1,000	Straight-line	5-20 years

Land is an inexhaustible capital asset and is not depreciated.

Fund Financial Statements

In the fund financial statements, capital assets used in governmental fund operations are accounted for as capital expenditures of the governmental fund upon acquisition.

Long-Term Liabilities

The accounting treatment of long-term liabilities depends on whether the assets are used in governmental fund operations or proprietary fund operations and whether they are reported in the government-wide or fund financial statements.

All long-term liabilities to be repaid from governmental and business-type resources are reported as liabilities in the government-wide statements. The long-term liabilities primarily consist of compensated absences, direct borrowings, and general obligation bonds.

In the fund financial statements, debt proceeds are reported as revenues (other financing sources), while payments of principal and interest are reported as expenditures when they become due. The accounting for proprietary fund long-term debt is on the accrual basis, the same in the fund statements as in the government-wide statements.

Deferred Outflows and Inflows of Resources

In addition to assets, the statement of net position will sometimes report a separate section for deferred outflows of resources. This separate financial statement element, *deferred outflows of resources*, represents a consumption of net position that applies to a future period(s) and so will *not* be recognized as an outflow of resources (expense/expenditure) until then. The School District has two items that qualify for reporting in this category. The School District reports contributions made to pension plans after the measurement date and prior to the fiscal year-end, and changes in the net pension liability (asset) not included in pension expense (revenue) reported in the government-wide statement of net position as deferred outflows of resources.

In addition to liabilities, the statement of net position will sometimes report a separate section for deferred inflows of resources. This separate financial statement element, *deferred inflows of resources*, represents an acquisition of net position that applies to a future period(s) and so will *not* be recognized as an inflow of resources (revenue) until that time. The School District has three types of items that qualify for reporting in this category. The first item is property taxes levied for subsequent years, which represents property taxes received or reported as a receivable before the period for which the taxes are levied and is reported as a deferred inflow of resources in the statement of net position. The second item is deferred inflows related to pension plans as a result of various estimate differences that will be recognized as expense (revenue) in future years reported in the government-wide statement of net position. The third item is deferred inflows related to leases where the School District is the lessor and is reported in the governmental funds balance sheet and statement of net position. The deferred inflows of resources related to leases are recognized as an inflow of resources (revenue) using the straight-line method over the term of the lease.

Receivables, such as taxes receivable, may be measurable but not available. Available means collectible within the current period or soon enough thereafter to be used to pay liabilities of the current period. Reported unearned revenues are those where asset recognition criteria have been met, but for which revenue recognition criteria have not been met. According to SDCL 10-33, deferred inflows of resources would also be recognized for gross receipts tax if they are received after their 60-day period of availability after the current period (September 1).

Pensions

For purposes of measuring the net pension liability (asset), deferred outflows of resources and deferred inflows of resources related to pensions, pension expense (revenue) information about the fiduciary net position of the South Dakota Retirement System (SDRS), and additions to/deletions from SDRS's fiduciary net position have been determined on the same basis as they are reported by SDRS. School District contributions and net pension liability (asset) are recognized on an accrual basis of accounting.

Program Revenues

In the government-wide statement of activities, reported program revenues derive directly from the program itself or from parties other than the School District's taxpayers or citizenry, as a whole. Program revenues are classified into three categories, as follows:

1. Charges for services – These arise from charges to customers, applicants or others who purchase, use or directly benefit from the goods, services or privileges provided, or are, otherwise, directly affected by the services.
2. Program-specific operating grants and contributions – These arise from mandatory and voluntary non-exchange transactions with other governments, organizations or individuals that are restricted for use in a particular program.
3. Program-specific capital grants and contributions – These arise from mandatory and voluntary non-exchange transactions with other governments, organizations or individuals that are restricted for the acquisition of capital assets for use in a particular program.

Equity Classifications

Government-Wide Statements

Equity is classified as net position and is displayed in three components:

Net investment in capital assets – Consists of capital assets, including restricted capital assets, net of accumulated depreciation (if applicable), and reduced by the outstanding balances of any bonds, mortgages, notes, or other borrowings that are attributable to the acquisition, construction or improvement of those assets.

Restricted net position – Consists of net position with constraints placed on their use either by (a) external groups such as creditors, grantors, contributors, or laws and regulations of other governments; or (b) law through constitutional provisions or enabling legislation.

Unrestricted net position – All other net position that do not meet the definition of “restricted” or “net investment in capital assets.”

Fund Financial Statements

Governmental fund equity is classified as fund balance and is distinguished between nonspendable, restricted, committed, assigned, or unassigned components.

Restricted and Unrestricted Resources

It is the School District’s policy to first use restricted net position, prior to the use of unrestricted net position, when an expense is incurred for purposes for which both restricted and unrestricted net position are available.

Fund Balance Classification Policies and Procedures

In accordance with Government Accounting Standards Board (GASB) No. 54, *Fund Balance Reporting and Governmental Fund Type Definitions*, the School District classifies governmental fund balances as follows:

- Nonspendable – includes fund balance amounts that cannot be spent either because it is not in spendable form or because of legal or contractual constraints.
- Restricted – includes fund balance amounts that are constrained for specific purposes which are externally imposed by providers, such as creditors, or amounts constrained due to constitutional provisions or enabling legislation.
- Committed – includes fund balance amounts that are constrained for specific purposes that are internally imposed by the government through formal action of the highest level of decision-making authority and does not lapse at year-end.
- Assigned – includes fund balance amounts that are intended to be used for specific purposes that are neither considered restricted nor committed. Fund balance may be assigned by the Business Manager.
- Unassigned – includes positive fund balance within the General Fund which has not been classified within the above-mentioned categories and negative fund balances in other governmental funds.

The nonspendable fund balance is comprised of nonspendable amounts in the form of inventory.

The School District uses restricted amounts first when both restricted and unrestricted fund balance is available unless there are legal documents/contracts that prohibit doing this, such as a grant agreement requiring dollar-for-dollar spending. Additionally, the School District would first use committed, then assigned, and, lastly, unassigned amounts of unrestricted fund balance when expenditures are made.

The School District does not have a formal minimum fund balance policy.

The purpose of each major special revenue fund and revenue source is listed below.

Major Special Revenue Fund	Revenue Source
Capital Outlay Fund	Property Taxes
Special Education Fund	Property Taxes

Implementation of GASB Statement No. 87

As of July 1, 2021, the School District adopted GASB Statement No. 87, *Leases*. The implementation of this standard establishes a single model for lease accounting based on the foundational principle that leases are financings of the right to use an underlying asset. The standard requires recognition of certain right-to-use leased assets and liabilities for leases that previously were classified as operating leases and recognized as inflows of resources or outflows of resources based on the payment provisions of the contract. The standard also requires lessors to recognize a lease receivable and deferred inflow of resources. As a result of implementing this standard, the School District recognized a lease receivable and deferred inflow of resources in the amount of \$81,720 and \$81,720 as of July 1, 2021. As a result of these adjustments, there was no effect on beginning net position. The additional disclosures required by this standard are included in Note 5.

Note 2 - Property Tax

Property taxes are levied on or before each October 1, attach as an enforceable lien on property and become due and payable as of the following January 1, and are payable in two installments on or before the following April 30 and October 31. The county bills and collects the School District’s taxes and remits them to the School District. School District property tax revenues are recognized to the extent that they are used to finance each year's appropriations. Revenue related to current year property taxes receivable, which is not intended to be used to finance the current year's appropriations and, therefore, are not susceptible to accrual, has been reported as deferred inflows of resources in both the fund financial statements and the government-wide financial statements. Additionally, in the fund financial statements, revenue from property taxes may be limited by any amount not collected during the current fiscal period or within the "availability period."

Note 3 - Changes in Capital Assets

A summary of changes in capital assets for the year ended June 30, 2022, is as follows:

Governmental Activities

	Balance June 30, 2021	Additions	Deletions	Balance June 30, 2022
Capital assets not being depreciated				
Land	\$ 10,580	\$ -	\$ -	\$ 10,580
Construction in progress	8,724,026	-	(8,724,026)	-
Total capital assets not being depreciated	<u>8,734,606</u>	<u>-</u>	<u>(8,724,026)</u>	<u>10,580</u>
Capital assets being depreciated				
Improvements	749,434	-	-	749,434
Buildings	3,695,709	11,957,720	-	15,653,429
Machinery/equipment	1,680,746	597,786	(108,759)	2,169,773
Total capital assets being depreciated	<u>6,125,889</u>	<u>12,555,506</u>	<u>(108,759)</u>	<u>18,572,636</u>
Less accumulated depreciation for				
Improvements	(404,914)	(8,752)	-	(413,666)
Buildings	(2,149,017)	(321,546)	-	(2,470,563)
Machinery/equipment	(1,442,316)	(184,702)	105,869	(1,521,149)
Total accumulated depreciation	<u>(3,996,247)</u>	<u>(515,000)</u>	<u>105,869</u>	<u>(4,405,378)</u>
Total capital assets being depreciated, net	<u>2,129,642</u>	<u>12,040,506</u>	<u>(2,890)</u>	<u>14,167,258</u>
Governmental activities capital assets, net	<u>\$ 10,864,248</u>	<u>\$ 12,040,506</u>	<u>\$ (8,726,916)</u>	<u>\$ 14,177,838</u>

Depreciation expense was charged to functions as follows:

Governmental activities	
Instruction	\$ 105,994
Support services	87,460
Co-curricular activities	<u>321,546</u>
Total depreciation expense - governmental	<u>\$ 515,000</u>

Subsequent to the year ended June 30, 2022, the School District had committed to purchasing and completing various projects. The total amount committed to these projects was \$248,000, which will be funded by federal grants.

Note 4 - Long-Term Liabilities

A summary of the changes in long-term liabilities follows:

	Primary Government - Governmental Activities				Total Governmental Activities
	Compensated Absences	Direct Borrowing Energy Loan	Bonds Payable General Obligation	Total Debt	
Noncurrent liabilities payable, June 30, 2021	\$ 33,722	\$ 39,255	\$ 9,710,593	\$ 9,749,848	\$ 9,783,570
Increases	18,362	-	-	-	18,362
Decreases	(18,886)	(13,085)	(306,244)	(319,329)	(338,215)
Noncurrent liabilities payable, June 30, 2022	33,198	26,170	9,404,349	9,430,519	9,463,717
Current liabilities, due within one year	33,198	13,085	310,000	323,085	356,283
Noncurrent liabilities, due in more than one year	\$ -	\$ 13,085	\$ 9,094,349	\$ 9,107,434	\$ 9,107,434

Compensated absences for governmental activities typically have been liquidated from the General Fund.

The energy loan is a non-interest-bearing loan and must be paid off in 10 years. The School District makes annual payments from the Capital Outlay Fund from the savings they receive in their electrical bill after completing the lighting project. The annual payments to maturity as of June 30, 2022, are as follows:

Year Ending June 30,	Energy Loan
2023	\$ 13,085
2024	13,085
Total	\$ 26,170

The Series 2019 general obligation bonds are paid from property taxes from the Bond Redemption Fund and are due December 1, 2043. Annual payments of principal and semi-annual payments of interest at rates ranging from 2% – 4% are required. The payment requirements to maturity for the bonds outstanding as of June 30, 2022, excluding the unamortized debt premium of \$134,349, are as follows:

<u>Year Ending June 30,</u>	<u>Bonds Payable</u>		
	<u>Principal</u>	<u>Interest</u>	<u>Total</u>
2023	\$ 310,000	\$ 247,240	\$ 557,240
2024	320,000	234,640	554,640
2025	335,000	221,540	556,540
2026	350,000	207,840	557,840
2027	360,000	197,240	557,240
2028-2032	1,925,000	856,163	2,781,163
2033-2037	2,150,000	637,110	2,787,110
2038-2042	2,445,000	337,463	2,782,463
2043-2047	1,075,000	32,475	1,107,475
Total	<u>\$ 9,270,000</u>	<u>\$ 2,971,711</u>	<u>\$ 12,241,711</u>

Note 5 - Leases

Lessor Activities

The School District has accrued a receivable for a lease of building space. The remaining receivable for this lease was \$80,220 and remaining deferred inflows was \$81,858 as of June 30, 2022. Interest revenue recognized on the lease was \$0 for the year ended June 30, 2022, and principal receipts of \$1,500 were recognized during the fiscal year. The interest rate on the lease is 4.0%. Final payment on the lease is expected in fiscal year 2027.

Note 6 - Interfund Balances and Transactions

During the year ended June 30, 2022, the School District made the following interfund transfers:

	<u>Transfer to General Fund</u>	<u>Transfer to Capital Projects Fund</u>	<u>Transfer to Food Service Fund</u>
Transfer from			
General fund	\$ -	\$ -	\$ 10,000
Capital Outlay fund	300,000	2,220,476	-

Transfers to the Capital Projects Fund were to cover capital expenditures for major capital projects. Transfers to the Food Service Fund were to supplement ongoing food service operations. Transfers to General Fund were to supplement ongoing General Fund operations.

Note 7 - Restricted Net Position

The following details the net position restricted for other purposes as shown on the statement of net position:

<u>Major Purpose</u>	<u>Restricted by</u>	<u>Amount</u>
Special Education	Law	\$ 1,584,272
Capital Outlay	Law	640,173
Debt Service	Law	314,049
SDRS pension purposes	Law	<u>294,793</u>
Total restricted net position		<u><u>\$ 2,833,287</u></u>

Note 8 - Pension Plan

All employees working more than 20 hours per week during the school year participate in the South Dakota Retirement System (SDRS), a cost-sharing, multiple-employer, defined-benefit pension plan administered by SDRS to provide retirement benefits for employees of the State of South Dakota and its political subdivisions. The SDRS provides retirement, disability and survivors benefits. The right to receive retirement benefits vests after three years of credited service. Authority for establishing, administering and amending plan provisions are found in the South Dakota Codified Law 3-12. The SDRS issues a publicly available financial report that includes financial statements and required supplementary information. That report may be obtained at <https://sdrs.sd.gov/publications.aspx> or by writing to the SDRS, PO Box 1098, Pierre, SD 57501-1098 or by calling (605) 773-3731.

Benefits Provided

SDRS has three different classes of employees: Class A general members, Class B public safety and judicial members, and Class C Cement Plant Retirement Fund members.

Members that were hired before July 1, 2017, are Foundation members. Class A Foundation members and Class B Foundation members who retire after age 65 with three years of contributory service are entitled to an unreduced annual retirement benefit. An unreduced annual retirement benefit is also available after age 55 for Class A Foundation members where the sum of age and credited service is equal to or greater than 85, or after age 55 for Class B Foundation judicial members where the sum of age and credited service is equal to or greater than 80. Class B Foundation public safety members can retire with an unreduced annual retirement benefit after age 55 with three years of contributory service. An unreduced annual retirement benefit is also available after age 45 for Class B Foundation public safety members where the sum of age and credited service is equal to or greater than 75. All Foundation retirement benefits that do not meet the above criteria may be payable at a reduced level.

Members that were hired on/after July 1, 2017, are Generational members. Class A Generational members and Class B Generational judicial members who retire after age 67 with three years of contributory service are entitled to an unreduced annual retirement benefit. Class B Generational public safety members can retire with an unreduced annual retirement benefit after age 57 with three years of contributory service. At retirement, married Generational members may elect a single-life benefit, a 60 percent joint and survivor benefit, or a 100 percent joint and survivor benefit. All Generational retirement benefits that do not meet the above criteria may be payable at a reduced level. Generational members will also have a variable retirement account (VRA) established, in which they will receive up to 1.5 percent of compensation funded by part of the employer contribution. VRAs will receive investment earnings based on investment returns.

Legislation enacted in 2017 established the current COLA process. At each valuation date:

- Baseline actuarial accrued liabilities will be calculated assuming the COLA is equal to the long-term inflation assumption of 2.25%.
- If the fair value of assets is greater than or equal to the baseline actuarial accrued liabilities, the COLA will be:
 - The increase in the 3rd quarter CPI-W, no less than 0.5% and no greater than 3.5%.
- If the fair value of assets is less than the baseline actuarial accrued liabilities, the COLA will be:
 - The increase in the 3rd quarter CPI-W, no less than 0.5% and no greater than a restricted maximum such that, if the restricted maximum is assumed for future COLAs, the fair value of assets will be greater than or equal to the accrued liabilities.

All benefits except those depending on the member's accumulated contributions are annually increased by the cost-of-living adjustment.

Contributions

Per SDCL 3-12, contribution requirements of the active employees and the participating employers are established and may be amended by the SDRS Board. Covered employees are required by state statute to contribute the following percentages of their salary to the plan: Class A members 6.0% of salary; Class B judicial members, 9.0% of salary; and Class B public safety members, 8.0% of salary. State statute also requires the employer to contribute an amount equal to the employee's contribution. The School District's share of contributions to the SDRS for the fiscal years ended June 30, 2022, 2021, and 2020, equal to required contributions each year, were \$124,265, \$115,745, and \$104,356, respectively.

Pension Liability (Asset), Pension Expense, and Deferred Outflows of Resources and Deferred Inflows of Resources to Pensions

At June 30, 2021, SDRS is 105.52% funded and, accordingly, has a net pension asset. The proportionate shares of the components of the net pension asset of the South Dakota Retirement System, for the School District as of the measurement period June 30, 2021, and reported by the School District as of June 30, 2022, are as follows:

Proportionate share of total pension liability	\$ 11,787,385
Less proportionate share of net position restricted for pension benefits	<u>(12,438,393)</u>
Proportionate share of net pension liability (asset)	<u>\$ (651,008)</u>

At June 30, 2022, the School District reported an asset of \$651,008 for its proportionate share of the net pension asset. The net pension asset was measured as of June 30, 2021, and the total pension asset used to calculate the net pension asset was based on a projection of the School District's share of contributions to the pension plan relative to the contributions of all participating entities. At June 30, 2021, the School District's proportion was 0.0850070%, which was an increase of 0.0057588% from its proportion measured as of June 30, 2020.

For the year ended June 30, 2022, the School District recognized pension revenue of \$170,673. At June 30, 2022, the School District reported deferred outflows of resources and deferred inflows of resources related to pensions from the following sources:

	Deferred Outflows of Resources	Deferred Inflows of Resources
Difference between expected and actual experience	\$ 23,373	\$ 1,707
Changes in assumption	748,653	326,015
Net difference between projected and actual earnings on pension plan investments	-	929,978
Changes in proportion and difference between School District contributions and proportionate share of contributions	5,194	-
School District contributions subsequent to the measurement date	124,265	-
Total	\$ 901,485	\$ 1,257,700

The \$124,265 reported as deferred outflow of resources related to pensions resulting from School District contributions subsequent to the measurement date will be recognized as a reduction of the net pension liability in the year ending June 30, 2023. Other amounts reported as deferred outflows of resources and deferred inflows of resources related to pensions will be recognized in pension expense (revenue) as follows:

Year Ending June 30	
2023	\$ (115,771)
2024	(80,467)
2025	(22,631)
2026	(261,611)
Total	\$ (480,480)

Actuarial Assumptions

The total pension asset in the June 30, 2021, actuarial valuation was determined using the following actuarial assumptions, applied to all periods included in the measurement:

Inflation	2.25 percent
Salary Increases	6.50% at entry to 3.00% at 25 years of service, graded by years of service
Discount Rate	6.50% net of plan investment expense
Future COLAs	2.25%

Mortality rates were based on 97% of the RP-2014 Mortality Table, projected generationally with Scale MP-2016, white collar rates for females and total dataset rates for males. Mortality rates for disabled members were based on the RP-2014 Disabled Retiree Mortality Table, projected generationally with Scale MP-2016.

The actuarial assumptions used in the June 30, 2021, valuation were based on the results of an actuarial experience study for the period of July 1, 2011 to June 30, 2016.

Investment portfolio management is the statutory responsibility of the South Dakota Investment Council (SDIC), which may utilize the services of external money managers for management of portion of the portfolio. SDIC is governed by the Prudent Man Rule (i.e., the council should use the same degree of care as a prudent man). Current SDIC investment policies dictate limits on the percentage of assets invested in various types of vehicles (equities, fixed income securities, real estate, cash, private equity, etc.). The long-term expected rate of return on pension plan investments was determined using a method in which best-estimate ranges of expected future real rates of return (expected returns, net of pension plan investment expense and inflation) are developed for each major asset class. These ranges are combined to produce the long-term expected rate of return by weighing the expected future real rates of return by the target asset allocation percentage and by adding expected inflation. Best estimates of real rates of return for each major asset class included in the pension plan's target asset allocation as of June 30, 2021 (see the discussion of the pension plan's investment policy) are summarized in the following table using geometric means:

Asset Class	Target Allocation	Long-Term Expected Real Rate of Return
Global Equity	58.0%	4.3%
Fixed Income	30.0%	1.6%
Real Estate	10.0%	4.6%
Cash	2.0%	0.9%
Total	100%	

Discount Rate

The discount rate used to measure the total pension asset was 6.50%. The projection of cash flows used to determine the discount rate assumed that plan member contributions will be made at the current contribution rate and that matching employer contributions will be made at rates equal to the member rate. Based on these assumptions, the pension plan's fiduciary net position was projected to be available to make all future benefit payments of current plan members. Therefore, the long-term expected rate of return on pension plan investments was applied to all periods of projected benefit payments to determine the total pension asset.

Sensitivity of Liability (Asset) to Changes in the Discount Rate

The following presents the School District's proportionate share of net pension liability (asset) calculated using the discount rate of 6.50% as well as what the School District's proportionate share of the net pension liability (asset) would be if it were calculated using a discount rate that is 1-percentage point lower (5.50%) or 1-percentage point higher (7.50%) than the current rate:

	1% Decrease	Current Discount Rate	1% Increase
School District's proportionate share of the net pension liability (asset)	\$ 1,054,144	\$ (651,008)	\$ 2,035,195

Pension Plan Fiduciary Net Position

Detailed information about the plan's fiduciary net position is available in the separately issued SDRS financial report.

Note 9 - Other Post-Employment Benefits

Plan Description

The School District's defined benefit OPEB plan is a single-employer plan that provides medical insurance benefits to eligible retirees as permitted by South Dakota Codified Law 6-1-16. Benefit provisions were established and may be amended during the negotiated agreement process between School District certified staff and the governing board. No assets are accumulated in a trust that meets the criteria in paragraph 4 of Statement 75.

Benefits Provided

Any professional staff member who retires from the School District with at least 15 years of consecutive service with the School District may be eligible for retiree health insurance coverage. Effective July 1, 2015, the professional staff members may select the COBRA group medical insurance coverage upon retirement. The School District will contribute up to \$700 per month toward the COBRA family, 2-party or single group medical insurance premium for a period of up to 18 months. The professional staff member must contribute the remaining premium balance.

Employees Covered by Benefit Terms

At the valuation date of June 30, 2022, the following employees were covered by the benefit terms:

Inactive employees or beneficiaries currently receiving benefit payments	-	
Active employees	16	
Total	16	

Total OPEB Liability

The School District’s total OPEB liability of \$102,231 was measured as of June 30, 2022. The School District has elected to calculate the total OPEB liability and related information using the alternative measurement method as permitted for employers with plans that have fewer than 100 total members.

Assumptions and Other Inputs

Valuation of the total OPEB liability as of June 30, 2022, involves estimates of the value of reported amounts and assumptions about the probability of occurrence of events far into the future. Examples include assumptions about future employment and mortality. Amounts determined regarding the plan are subject to continual revision as actual results are compared with past expectations and new estimates are made about the future.

Projections of benefits for financial reporting purposes are based on the substantive plan (the plan as understood by the employer and the plan members) and include the types of benefits provided at the time of each valuation and the historical pattern of sharing of benefit costs between the employer and plan members to that point. The methods and assumptions used include techniques that are designed to reduce the effects of short-term volatility in accrued liabilities and the value of assets, consistent with the long-term perspective of the calculations.

In the post-employment benefit plan valuation, the alternative measurement method was used. This included a .1% discount rate which is the expected long-term rate of return on cash deposits balances which are used to make all future benefit payments. Significant assumptions such as annual healthcare cost trend, inflation, salary changes, and ad hoc post-employment benefit changes were not used in the actuarial calculation because the employer's contribution is fixed based on the negotiated agreement between School District certified staff and the governing board, regardless of those factors. Mortality rates were based on National Vital Statistics Reports, United States Life Tables published by the Centers for Disease Control. The liability is being amortized as a level percentage of projected payroll on an open basis. The remaining amortization period at June 30, 2022, was 1.5 years.

Changes in the Total OPEB Liability

Balance at June 30, 2021	\$ 98,766
Changes for the year	
Service cost	8,524
Interest	99
Changes in assumptions or other inputs	(5,158)
Net changes	3,465
Balance at June 30, 2022	\$ 102,231

For the year ended June 30, 2022, the School District recognized OPEB expense of \$3,465.

Note 10 - Risk Management

The School District is exposed to various risk of loss related to torts; theft of, damage to, and destruction of assets; errors and omissions; injuries to employees; and natural disasters. During the year ended June 30, 2022, the School District managed its risks as follows:

Employee Health Insurance

The School District joined the South Dakota School District Health Benefits Fund. This is a public entity risk pool currently operating as a common risk management and insurance program for South Dakota local government entities. The School District pays a portion of the monthly medical insurance premium, with the remainder coming from the employee, to the pool to provide health insurance coverage for its employees. The pool purchases reinsurance coverage with the premiums it receives from the members. The coverage also includes a \$2,000,000 lifetime maximum per person.

The School District does not carry additional health insurance coverage to pay claims in excess of this upper limit. Settled claims resulting from these risks have not exceeded liability coverage during the past three years.

Liability Insurance

The School District joined the Associated School Boards of South Dakota Property and Liability Fund (ASBSD-PLF), a public entity risk pool currently operating as a common risk management and insurance program for South Dakota school districts. The objective of the ASBSD-PLF is to administer and provide risk management services and risk sharing facilities to the members and to defend and protect the members against liability, to advise members on loss control guidelines and procedures, and provide them with risk management services, loss control and risk reduction information, and to obtain lower costs for that coverage. The School District's responsibility is to promptly report to, and cooperate with, the ASBSD-PLF to resolve any incident which could result in a claim being made by or against the School District.

The School District pays an annual premium, to provide liability coverage detailed below, under a claims-made policy and the premiums are accrued based on the ultimate cost of the experience-to-date of the ASBSD-PLF member, based on their exposure or type of coverage. The School District pays an annual premium to provide coverage for property, general liability, employee benefits liability, crime, and auto.

The agreement with the Associated School Boards of South Dakota Property Liability Fund provides that the above coverages will be provided to a \$300,000,000 limit for property, \$5,000,000 limit for general, \$5,000,000 limit for auto liability, \$5,000,000 limit for employee benefits liability, and a \$1,000,000 limit for crime. Member premiums are used by the pool for payment of claims and to pay for re-insurance for claims in excess of \$100,000 to the upper limit for property, general liability, and auto and employee benefits liability. The School District carries a \$5,000 deductible for the property, and a \$1,000 deductible for crime coverage.

The School District does not carry insurance to cover claims in excess of the upper limit. Settled claims resulting from these risks have not exceeded the liability coverage during the past three years.

Workers' Compensation

The School District participates, with several other educational units and related organizations in South Dakota, in the Associated School Boards of South Dakota Workers' Compensation Fund Pool which provides workers' compensation insurance coverage for participating members of the pool. The objective of the Fund is to formulate, develop and administer, on behalf of the member organizations, a program of workers' compensation coverage, to obtain lower costs for that coverage, and to develop a comprehensive loss control program. The School District's responsibility is to initiate and maintain a safety program to give its employees safe and sanitary working conditions and to promptly report to, and cooperate with, the fund to resolve any worker's compensation claims. The School District pays an annual premium to provide workers' compensation coverage for its employees under a retrospectively rated policy, and the premiums are accrued based on the ultimate cost of the experience-to-date of the Fund members. The School District may also be responsible for additional assessments in the event the pool is determined by its board of trustees to have inadequate reserves to satisfy current obligations or judgments. Additional assessments, if any, are to be determined on a prorated basis based upon each participant's percentage of contribution in relation to the total contributions to the pool of all participants for the year in which the shortfall occurs. The pool provides loss coverage to all participants through pool-retained risk retention and through insurance coverage purchased by the pool in excess of the retained risk. The pool pays the first \$500,000 of any claim per individual. The pool has reinsurance which covers up to \$1,000,000 per individual, per incident.

The School District does not carry additional insurance to cover claims in excess of the upper limit. Settled claims resulting from these risks have not exceeded the liability coverage over the past three years.

Unemployment Benefits

The School District has elected to be self-insured and retain all risk for liabilities resulting from claims for unemployment benefits.

During the fiscal year ended June 30, 2022, no claims for unemployment benefits were paid. At June 30, 2022, no claims had been filed for unemployment benefits and none are anticipated in the next fiscal year.

Note 11 - Cost-Sharing Arrangement

The School District participates in a cost-sharing arrangement for vocational education funds. The school districts included in this arrangement include Newell, Bison and Lemmon. The grant application includes the amounts each school is requesting for the Carl Perkins Vocational Funds. The funds are sent directly to each school; therefore, Lemmon School District records only their share of the revenue and expenditures in the General Fund. Lemmon School District is listed as the fiscal agent on the application, but it provides no fiscal accounting to the schools. Any pooled expenditures are billed to, and reimbursed by, the schools involved.

Note 12 - Commitments and Contingencies

At June 30, 2022, the School District was not involved in any litigation.



Required Supplementary Information
June 30, 2022

Lemmon School District No. 52-4

Lemmon School District No. 52-4
Budgetary Comparison Schedule – General Fund
Year Ended June 30, 2022

	Budgeted Amounts		Actual Amounts (Budgetary Basis)	Variance with Final Budget Positive (Negative)
	Original	Final		
Revenues				
1000 Revenue from local sources				
1100 Taxes				
1110 Ad valorem taxes	\$ 1,116,000	\$ 1,120,500	\$ 1,130,736	\$ 10,236
1120 Prior years' ad valorem taxes	-	-	4,779	4,779
1130 Tax deed revenue	-	-	1,094	1,094
1140 Gross receipts taxes	135,000	135,000	141,950	6,950
1190 Penalties and interest on taxes	4,000	4,000	5,466	1,466
1300 Tuition and fees				
1310 Out-of-state tuition	34,000	34,000	34,500	500
1500 Earnings on investments and deposits	15,000	15,000	3,842	(11,158)
1700 Co-curricular activities				
1790 Other pupil activity income	23,550	23,550	153,357	129,807
1900 Other revenue from local sources				
1920 Contribution and donations	-	2,000	79,729	77,729
1950 Refund of prior years' expend	-	2,902	2,902	-
1970 Charges for services	2,000	2,000	2,064	64
1990 Other	8,000	25,400	43,371	17,971
2000 Revenue from intermediate sources				
2100 County source				
2110 County apportionment	18,000	18,000	12,152	(5,848)
2200 Revenue in lieu of taxes	4,000	5,900	5,952	52
3000 Revenue from state source				
3100 Grant-in-aid				
3110 Unrestricted grants-in-aid	937,000	991,447	991,913	466
4000 Revenue from federal sources				
4100 Grants-in-aid				
4110 Received directly from federal government	65,000	65,000	65,999	999
4120 Unrestricted grants-in-aid received from federal government through state	40,000	40,000	14,953	(25,047)
4150-4199 Restricted grants-in-aid received from federal government through the state	283,153	297,642	237,937	(59,705)
4200 Revenue in lieu of taxes (PILT)	129,000	129,000	-	(129,000)
Total revenues	<u>2,813,703</u>	<u>2,911,341</u>	<u>2,932,696</u>	<u>21,355</u>

Lemmon School District No. 52-4
 Budgetary Comparison Schedule – General Fund
 Year Ended June 30, 2022

	Budgeted Amounts		Actual Amounts (Budgetary Basis)	Variance with Final Budget Positive (Negative)
	Original	Final		
Expenditures				
1000 Instruction				
1100 Regular program				
1110 Elementary	583,100	587,900	567,822	20,078
1120 Middle school	142,250	181,825	181,399	426
1130 High school	578,124	552,199	507,988	44,211
1190 Other regular programs	150,104	150,104	131,088	19,016
1200 Special programs				
1270 Educationally deprived	85,926	92,935	89,323	3,612
2000 Support services				
2100 Pupils				
2120 Guidance	39,920	45,420	39,291	6,129
2130 Health	5,790	5,790	4,447	1,343
2200 Instructional staff				
2210 Improvement of instruction	65,744	65,671	27,551	38,120
2220 Educational media	38,414	38,414	23,607	14,807
2300 General administration				
2310 Board of Education	79,731	97,031	79,717	17,314
2320 Executive administration	156,390	165,790	155,347	10,443
2400 School administration				
2410 Office of the Principal	228,710	228,710	219,961	8,749
2490 Other	100	100	146	(46)
2500 Business				
2520 Fiscal services	100,191	100,191	92,395	7,796
2540 Operation and maintenance of plant	667,935	684,835	567,650	117,185
2550 Pupil transportation	198,860	198,860	161,624	37,236
2560 Food service	7,362	9,456	9,457	(1)
3000 Community services				
3900 Other	1,000	1,000	-	1,000
4000 Nonprogrammed charges				
4300 Scholarships	-	-	21,500	(21,500)
4600 Insurance costs	8,400	8,400	7,000	1,400
4900 Other nonprogrammed costs	-	-	22,307	(22,307)
6000 Co-curricular activities				
6100 Male activities	105,240	118,010	103,580	14,430
6200 Female activities	51,365	58,385	53,437	4,948
6900 Combined activities	93,207	99,707	213,391	(113,684)
7000 Contingency	115,000	115,000	-	115,000
	<u>3,502,863</u>	<u>3,605,733</u>	<u>3,280,028</u>	<u>325,705</u>
Total expenditures				
Revenues over (under) expenditures	<u>(689,160)</u>	<u>(694,392)</u>	<u>(347,332)</u>	<u>347,060</u>

Lemmon School District No. 52-4
 Budgetary Comparison Schedule – General Fund
 Year Ended June 30, 2022

	Budgeted Amounts		Actual Amounts (Budgetary Basis)	Variance with Final Budget Positive (Negative)
	Original	Final		
Other financing sources (uses)				
5110 Transfers in	300,000	300,000	300,000	-
8110 Transfers out	(34,200)	(10,500)	(10,000)	500
5130 Sale of surplus property	1,200	1,200	-	(1,200)
5140 Compensation for loss of general capital assets	5,000	5,000	-	(5,000)
Total other financing sources (uses)	<u>272,000</u>	<u>295,700</u>	<u>290,000</u>	<u>(5,700)</u>
Net change in fund balance	(417,160)	(398,692)	(57,332)	341,360
Fund balance - June 30, 2021	<u>1,652,290</u>	<u>1,652,290</u>	<u>1,652,290</u>	<u>-</u>
Fund balance - June 30, 2022	<u>\$ 1,235,130</u>	<u>\$ 1,253,598</u>	<u>\$ 1,594,958</u>	<u>\$ 341,360</u>

Lemmon School District No. 52-4
Budgetary Comparison Schedule – Capital Outlay Fund
Year Ended June 30, 2022

	Budgeted Amounts		Actual Amounts (Budgetary Basis)	Variance with Final Budget Positive (Negative)
	Original	Final		
Revenues				
1000 Revenue from local sources				
1100 Taxes				
1110 Ad valorem taxes	\$ 874,471	\$ 877,671	\$ 882,299	\$ 4,628
1120 Prior years' ad valorem taxes	-	-	1,666	1,666
1130 Tax deed revenue	-	-	36	36
1190 Penalties and interest on taxes	1,000	3,600	3,617	17
1900 Other revenue from local sources				
1920 Contributions and donations	-	3,000	3,000	-
4000 Revenue from federal sources				
4150-4199 Restricted grants-in-aid received from federal government through the state	-	82,516	37,066	(45,450)
Total revenues	875,471	966,787	927,684	(39,103)
Expenditures				
1000 Instruction				
1100 Regular program				
1110 Elementary	52,000	57,000	31,615	25,385
1130 High school	111,000	92,675	35,433	57,242
1190 Other regular programs	-	6,000	4,110	1,890
2200 Instructional staff				
2220 Educational media	-	41,651	37,778	3,873
2500 Support services - business				
2530 Facility construction	55,000	97,966	136,061	(38,095)
2540 Operation and maintenance of plant	76,000	94,750	76,296	18,454
2550 Pupil transportation	100,000	100,000	-	100,000
5000 Debt services	13,100	13,100	13,085	15
6900 Combined activities	-	4,725	4,725	-
Total expenditures	407,100	507,867	339,103	168,764
Revenues over (under) expenditures	468,371	458,920	588,581	129,661
Other financing sources (uses)				
8110 Transfers out	(2,000,000)	(2,520,476)	(2,520,476)	-
5130 Sale of surplus property	-	2,700	2,758	58
Total other financing sources (uses)	(2,000,000)	(2,517,776)	(2,517,718)	58
Net change in fund balance	(1,531,629)	(2,058,856)	(1,929,137)	129,719
Fund balance - June 30, 2021	2,523,709	2,523,709	2,523,709	-
Fund balance - June 30, 2022	\$ 992,080	\$ 464,853	\$ 594,572	\$ 129,719

Lemmon School District No. 52-4
Budgetary Comparison Schedule – Special Education Fund
Year Ended June 30, 2022

	Budgeted Amounts		Actual Amounts (Budgetary Basis)	Variance with Final Budget Positive (Negative)
	Original	Final		
Revenues				
1000 Revenue from local sources				
1100 Taxes				
1110 Ad valorem taxes	\$ 353,500	\$ 360,930	\$ 360,635	\$ (295)
1120 Prior years' ad valorem taxes	-	-	946	946
1130 Tax deed revenue	-	-	14	14
1190 Penalties and interest on taxes	2,000	2,000	1,580	(420)
1900 Other revenue from local sources				
1970 Charges for services	100	100	207	107
1990 Other	-	1,570	1,571	1
4000 Revenue from federal sources				
4100 Grants-in-aid				
4150-4199 Restricted grants-in-aid received from federal government through the state	102,304	102,304	66,468	(35,836)
Total revenues	<u>457,904</u>	<u>466,904</u>	<u>431,421</u>	<u>(35,483)</u>
Expenditures				
1200 Special program				
1220 Programs for special education	374,600	374,600	326,492	48,108
2000 Support services				
2100 Pupils				
2140 Psychological	23,191	23,191	8,705	14,486
2150 Speech pathology	56,500	73,500	66,835	6,665
2170 Student therapy services	8,000	8,000	3,910	4,090
2700 Support services - special education				
2710 Administrative costs	27,240	27,240	18,496	8,744
2740 Transportation costs	5,000	5,000	-	5,000
2760 Autism program	5,000	5,000	-	5,000
Total expenditures	<u>499,531</u>	<u>516,531</u>	<u>424,438</u>	<u>92,093</u>
Net change in fund balance	(41,627)	(49,627)	6,983	56,610
Fund balance - June 30, 2021	<u>1,575,945</u>	<u>1,575,945</u>	<u>1,575,945</u>	<u>-</u>
Fund balance - June 30, 2022	<u>\$ 1,534,318</u>	<u>\$ 1,526,318</u>	<u>\$ 1,582,928</u>	<u>\$ 56,610</u>

Note 1 - Basis of Presentation

The budgetary comparison schedules have been prepared on the modified accrual basis of accounting. The budgetary comparison schedules present expenditures for capital outlay purposes within each function while the governmental funds statement of revenues, expenditures, and changes in fund balances present capital outlay expenditures as a separate function.

Note 2 - Budgetary Legal Requirements

South Dakota Codified Law prescribes the budgetary procedures to be followed by the School District as follows:

1. Prior to the first regular board meeting in May of each year the School Board causes to be prepared a proposed budget for the next fiscal year according to the budgetary standards prescribed by the Auditor General.
2. The proposed budget is considered by the School Board at the first regular meeting held in the month of May of each year.
3. The proposed budget is published for public review no later than July 15 each year.
4. Public hearings are held to solicit taxpayer input prior to the approval of the budget.
5. Before October 1 of each year, the School Board must approve the budget for the ensuing fiscal year for each fund, except trust and agency funds.
6. After adoption by the School Board, the operating budget is legally binding at the fund level and actual expenditures of each fund cannot exceed the amounts budgeted for that fund, except as indicated in number 8.
7. A line item for contingencies may be included in the annual budget. Such a line item may not exceed 5 percent of the total School District budget and may be transferred by resolution of the School Board to any other budget category, except for capital outlay, that is deemed insufficient during the year.
8. If it is determined during the year that sufficient amounts have not been budgeted, state statute allows adoption of supplemental budgets when moneys are available to increase legal spending authority.
9. Unexpended appropriations lapse at year-end unless encumbered by resolution of the School Board.
10. Formal budgetary integration is employed as a management control device during the year for the General Fund and special revenue funds. Formal budgetary integration is not employed for debt service funds because effective budgetary control is alternatively achieved through general obligation bond indenture provisions. Budgets for the General Fund and each major special revenue fund are adopted on a basis consistent with generally accepted accounting principles (GAAP).

Lemmon School District No. 52-4

Other Post-Employment Benefit Schedules – Schedule of Changes in the Total OPEB Liability and Related Ratios
June 30, 2022

Year Ending	Service Cost	Interest	Changes of assumptions or other inputs	Benefit payments	Total OPEB liability - beginning	Net change in total OPEB liability	Total OPEB liability - ending	Covered employee payroll	Total OPEB liability as a percentage of covered employee payroll
2022	\$ 8,524	\$ 99	\$ (5,158)	\$ -	\$ 98,766	\$ 3,465	\$ 102,231	\$ 940,186	10.87%
2021	7,846	96	(5,598)	-	96,422	2,344	98,766	863,094	11.44%
2020	6,709	412	6,981	-	82,320	14,102	96,422	961,116	10.03%
2019	5,725	949	(10,059)	(9,239)	94,944	(12,624)	82,320	811,793	10.14%
2018	15,487	777	5,192	(4,221)	77,709	17,235	94,944	761,698	12.46%
2017	4,518	893	(4,626)	(12,399)	89,323	(11,614)	77,709	801,811	9.69%
2016	5,577	943	2,178	(13,718)	94,343	(5,020)	89,323	815,450	10.95%
2015	5,422	1,194	(10,578)	(21,104)	119,409	(25,066)	94,343	880,200	10.72%
2014	14,654	1,179	12,029	(26,380)	117,927	1,482	119,409	865,592	13.80%

*GASB Statement No. 75 requires ten years of information to be presented in this table. However, until a full 10-year trend is compiled, the School District will present information for those years for which information is available.

No assets are accumulated in a trust for the OPEB Plan that meets that meets the criteria in paragraph 4 of GASB Statement No. 75.

In place of an actuarial valuation, the School District has elected to calculate the total OPEB liability and related information using the alternative measurement method as permitted for employers with plans that have fewer than 100 total members.

**Schedule of Employer's Share of Net Pension Liability (Asset)
Last 10 Fiscal Years***

Pension Plan	Measurement Date	Employer's Proportion (Percentage) of the Net Pension Liability (Asset)	Employer's Proportionate Share (Amount) of the Net Pension Liability (Asset) (a)	Employer's Covered Payroll (b)	Employer's Proportionate Share of the Net Pension Liability (Asset) as a Percentage of its Covered Payroll (a/b)	Plan Fiduciary Net Position as a Percentage of the Total Pension Liability (Asset)
SDRS	6/30/2022	0.0850070%	\$ (651,008)	\$ 1,929,090	-33.75%	105.52%
SDRS	6/30/2021	0.0792482%	(3,442)	1,739,259	-0.20%	100.04%
SDRS	6/30/2020	0.0801404%	(8,493)	1,703,948	-0.50%	100.09%
SDRS	6/30/2019	0.0814764%	(1,900)	1,693,818	-0.11%	100.02%
SDRS	6/30/2018	0.0853179%	(7,743)	1,733,482	-0.45%	100.10%
SDRS	6/30/2017	0.0791318%	267,299	1,504,689	17.76%	96.89%
SDRS	6/30/2016	0.0794857%	(337,121)	1,454,787	-23.17%	104.10%
SDRS	6/30/2015	0.0929221%	(669,466)	1,625,033	-41.20%	107.30%

*The amounts presented for each fiscal year were determined as of the measurement date of the collective net pension liability (asset) which is 6/30 of previous fiscal year. Until a full 10-year trend is compiled, the School District will present information for those years for which information is available.

**Schedule of Employer's Contributions
Last 10 Fiscal Years***

Pension Plan	Fiscal Year Ending	Statutorily Required Contributions (a)	Contributions in Relation to the Statutorily Required Contribution (b)	Contribution Deficiency (Excess) (a-b)	Covered Payroll (d)	Contributions as a Percentage of Covered Payroll (b/d)
SDRS	6/30/2022	\$ 124,265	\$ 124,265	\$ -	\$ 2,071,075	6.00%
SDRS	6/30/2021	115,745	115,745	-	1,929,090	6.00%
SDRS	6/30/2020	104,356	104,356	-	1,739,259	6.00%
SDRS	6/30/2019	102,237	102,237	-	1,703,948	6.00%
SDRS	6/30/2018	101,629	101,629	-	1,693,818	6.00%
SDRS	6/30/2017	104,009	104,009	-	1,733,482	6.00%
SDRS	6/30/2016	90,282	90,282	-	1,504,689	6.00%
SDRS	6/30/2015	87,287	87,287	-	1,454,787	6.00%

*GASB Statement No. 68 requires ten years of information to be presented in this table. However, until a full 10-year trend is compiled, the School District will present information for those years for which information is available.

Changes from Prior Valuation

The June 30, 2021 Actuarial Valuation reflects no changes in actuarial methods from the June 30, 2020 Actuarial Valuation. One change in actuarial assumptions and one plan provision change are reflected and described below.

Benefit Provision Changes

Legislation enacted in 2021 reduced the minimum SDRS COLA from 0.5% to 0%. This change will impact the SDRS COLA only when inflation is very low or when a restricted maximum COLA of 0.5% is not affordable. The change had no impact on the current assets or liabilities of SDRS.

Actuarial Assumption Changes

The SDRS COLA equals the percentage increase in the most recent third calendar quarter CPI-W over the prior year, no less than 0% (0.5% prior to 2021) and no greater than 3.5%. However, if the FVFR assuming the long-term COLA is equal to the baseline COLA assumption (currently 2.25%) is less than 100%, the maximum COLA payable will be limited to the increase that, if assumed on a long-term basis, results in a FVFR equal to or exceeding 100%. That condition existed as of June 30, 2020, and the July 2021 SDRS COLA was limited to a restricted maximum of 1.41%. As of June 30, 2021, the FVFR assuming the COLA is equal to the baseline COLA assumption is greater than 100%. The July 2022 SDRS COLA will equal inflation, between 0% and 3.5%. For the June 30, 2020 Actuarial Valuation, future COLAs were assumed to equal the restricted maximum COLA of 1.41%. For this June 30, 2021 Actuarial Valuation, future COLAs are assumed to equal the baseline COLA assumption of 2.25%.

The change in the COLA assumption increased the Actuarial Accrued Liability by \$1,135 million, or 8.9% of the Actuarial Accrued Liability based on the 1.41% restricted maximum COLA.

Actuarial assumptions are reviewed in depth periodically, with the next experience analysis anticipated before the June 30, 2022 Actuarial Valuation and any recommended changes approved by the Board of Trustees are anticipated to be first implemented in the June 30, 2022 Actuarial Valuation.

Actuarial Method Changes

No changes in actuarial methods were made since the prior valuation.



**Independent Auditor’s Report on Internal Control over Financial Reporting and on Compliance
and Other Matters Based on an Audit of Financial Statements Performed in Accordance with
*Government Auditing Standards***

To the School Board
Lemmon School District No. 52-4
Lemmon, South Dakota

We have audited, in accordance with auditing standards generally accepted in the United States of America and the standards applicable to financial audits contained in *Government Auditing Standards*, issued by the Comptroller General of the United States, the financial statements of the governmental activities, each major fund, and the aggregate remaining fund information of Lemmon School District No. 52-4, as of and for the year then ended June 30, 2022, and the related notes to the financial statements, which collectively comprise Lemmon School District No. 52-4’s basic financial statements and have issued our report thereon dated January 23, 2023.

Report on Internal Control over Financial Reporting

In planning and performing our audit of the financial statements, we considered Lemmon School District No. 52-4’s internal control over financial reporting (internal control) as a basis for designing audit procedures that are appropriate in the circumstances for the purpose of expressing our opinions on the financial statements, but not for the purpose of expressing an opinion on the effectiveness of Lemmon School District No. 52-4’s internal control. Accordingly, we do not express an opinion on the effectiveness of Lemmon School District No. 52-4’s internal control.

A deficiency in internal control exists when the design or operation of a control does not allow management or employees, in the normal course of performing their assigned functions, to prevent, or detect and correct, misstatements on a timely basis. *A material weakness* is a deficiency, or a combination of deficiencies, in internal control, such that there is a reasonable possibility that a material misstatement of the entity’s financial statements will not be prevented, or detected and corrected on a timely basis. *A significant deficiency* is a deficiency, or a combination of deficiencies, in internal control that is less severe than a material weakness, yet important enough to merit attention by those charged with governance.

Our consideration of internal control over financial reporting was for the limited purpose described in the first paragraph of this section and was not designed to identify all deficiencies in internal control over financial reporting that might be material weaknesses or significant deficiencies and, therefore, material weaknesses or significant deficiencies may exist that have not been identified. We did identify certain deficiencies in internal control, described in the accompanying schedule of findings as items 2022-001 and 2022-002, that we consider to be material weaknesses.

Report on Compliance and Other Matters

As part of obtaining reasonable assurance about whether Lemmon School District No. 52-4's financial statements are free from material misstatement, we performed tests of its compliance with certain provisions of laws, regulations, contracts, and grant agreements, noncompliance with which could have a direct and material effect on the financial statements. However, providing an opinion on compliance with those provisions was not an objective of our audit and, accordingly, we do not express such an opinion. The results of our tests disclosed no instances of noncompliance or other matters that are required to be reported under *Government Auditing Standards*.

Lemmon School District No. 52-4's Response to Findings

Government Auditing Standards requires the auditor to perform limited procedures on Lemmon School District No. 52-4's response to the findings identified in our audit and described in the accompanying schedule of findings. Lemmon School District No. 52-4's response was not subjected to the auditing procedures applied in the audit of the financial statements and, accordingly, we express no opinion on the response.

Purpose of this Report

The purpose of this report is solely to describe the scope of our testing of internal control and compliance and the results of that testing, and not to provide an opinion on the effectiveness of the entity's internal control or on compliance. This report is an integral part of an audit performed in accordance with *Government Auditing Standards* in considering the entity's internal control and compliance. Accordingly, this communication is not suitable for any other purpose. As required by South Dakota Codified Law 4-11-11, this report is a matter of public record, and its distribution is not limited.



Aberdeen, South Dakota
January 23, 2023

Financial Statement Findings

2022-001 Segregation of Duties

Material Weakness

Condition: The School District has a lack of segregation of duties in certain areas due to a limited staff.

Criteria: A good system of internal accounting control contemplates an adequate segregation of duties so that no one individual handles a transaction from its inception to its completion and that manual journal entries posted to account balances are reviewed by an individual separate from the preparer for proper reasonableness and business purpose.

Cause: The School District has insufficient number of staff to adequately separate duties in key accounting functions and review of manual journal entries.

Effect: This condition increases the risk that fraud or errors might occur in the financial reporting process and not be detected and corrected on a timely basis by employees in the normal course of performing their assigned function.

Recommendation: While it is recognized that the number of office staff may not be large enough to permit an adequate segregation of duties in all respects, it is important that management and those charged with governance be aware of this condition. We recommend that the School Board exercise adequate oversight of the accounting function.

Management's Response: The Lemmon School District is a small school district and has limited office staff which does not permit the complete segregation of duties. The School District has in place an internal control procedure to fit our office size. To have proper segregation of duties per audit standards, the School District would need to hire additional office staff. This is not feasible or economically possible for a School District of our size.

2022-002 Auditor Preparation of Financial Statements, Footnotes, Audit Journal Entries, and Passed Audit Adjustments

Material Weakness

Condition: The School District requested the external auditors to assist in the preparation of the financial statements and related footnotes for the year ended June 30, 2022. As part of the financial statement preparation process, at times, the external auditors proposed material audit adjustments that were not identified as a result of the School District's existing internal controls and, therefore, could result in a misstatement of the School District's financial statements. Additionally, certain audit adjustments that were not material to the financial statements were passed on for adjustment by management.

Criteria: The School District's internal control structure should be designed to provide for the preparation of the financial statements and footnotes, which includes having an adequate system for recording and processing entries material to the financial statements being audited in accordance with generally accepted accounting principles.

Cause: The limited size of the School District's staff and resources cause the inability to prepare the financial statements and footnotes and could result in identified misstatements that cause the need for auditors to, at times, propose material audit adjustments.

Effect: This condition may affect the School District's ability to record, process, summarize, and report financial data consistent with the assertions of management in the financial statements, and the existence of auditor proposed adjustments and management elected passed adjustments increases the risk that further misstatements potential remain undetected in the financial statements.

Recommendation: This circumstance is not unusual in an organization of this size. It is the responsibility of management and those charged with governance to make the decision whether to accept the degree of risk associated with this condition because of cost or other considerations. Also, management and those charged with governance should continually be aware of the financial reporting of the School District and change in reporting requirements and should perform a thorough review of all transactions and amounts presented in annual financial statements to identify any potential material misstatements.

Management's Response: The Lemmon School District requested the auditor's assistance in preparation of the financial statements and the related footnotes due to cost/benefit and other considerations. At times, we acknowledge the auditors identify material audit adjustments and accept the risk associated with these conditions.