



Financial Statements
June 30, 2024

Faith School District No. 46-2

School District Officials (Unaudited) 1

Independent Auditor’s Report..... 2

Management’s Discussion and Analysis 5

Financial Statements

 Statement of Net Position – Exhibit I..... 14

 Statement of Activities – Exhibit II..... 15

 Balance Sheet – Governmental Funds – Exhibit III 16

 Reconciliation of the Governmental Funds Balance Sheet to the Statement of Net Position – Exhibit III 18

 Statement of Revenues, Expenditures and Changes in Fund Balances – Governmental Funds – Exhibit IV 19

 Reconciliation of the Statement of Revenues, Expenditures and Changes in Fund Balances to the Government-Wide Statement of Activities – Exhibit IV 22

 Notes to Financial Statements 23

Required Supplementary Information

 Budgetary Comparison Schedule – General Fund 45

 Budgetary Comparison Schedule – Capital Outlay 47

 Budgetary Comparison Schedule – Special Education..... 48

 Notes to the Required Supplementary Information – Budgetary Comparison Schedules..... 49

 Schedule of Employer’s Share of Net Pension Liability (Asset) and Schedule of Employer’s Contributions..... 50

 Notes to the Required Supplementary Information – Pension Schedules 51

Independent Auditor’s Report on Internal Control over Financial Reporting and on Compliance and Other Matters Based on an Audit of Financial Statements Performed in Accordance with *Government Auditing Standards* 52

Auditor’s Comments 54

School Board President..... Scott Vance
School Board Vice-President.....Lynn Halligan
School Board Members.....Krissy Johnson
Justin Haines
Kyle Kennedy
Superintendent Kelly Daughters
Business ManagerAmie Schauer



Independent Auditor's Report

To the School Board
Faith School District No. 46-2
Faith, South Dakota

Report on the Audit of the Financial Statements

Opinions

We have audited the financial statements of the governmental activities, each major fund, and the aggregate remaining fund information of Faith School District No. 46-2, Meade County, South Dakota (the School District) as of and for the year ended June 30, 2024, and the related notes to the financial statements, which collectively comprise the School District's basic financial statements as listed in the table of contents.

In our opinion, the accompanying financial statements referred to above present fairly, in all material respects, the respective financial position of the governmental activities, each major fund, and the aggregate remaining fund information of the School District, as of June 30, 2024, and the respective changes in financial position, thereof for the year then ended in accordance with accounting principles generally accepted in the United States of America.

Basis for Opinions

We conducted our audit in accordance with auditing standards generally accepted in the United States of America (GAAS) and the standards applicable to financial audits contained in *Government Auditing Standards* issued by the Comptroller General of the United States (*Government Auditing Standards*). Our responsibilities under those standards are further described in the Auditor's Responsibilities for the Audit of the Financial Statements section of our report. We are required to be independent of the School District and to meet our other ethical responsibilities, in accordance with the relevant ethical requirements relating to our audit. We believe that the audit evidence we have obtained is sufficient and appropriate to provide a basis for our audit opinions.

Responsibilities of Management for the Financial Statements

Management is responsible for the preparation and fair presentation of the financial statements in accordance with accounting principles generally accepted in the United States of America; and for the design, implementation, and maintenance of internal control relevant to the preparation and fair presentation of financial statements that are free from material misstatement, whether due to fraud or error.

In preparing the financial statements, management is required to evaluate whether there are conditions or events, considered in the aggregate, that raise substantial doubt about the School District's ability to continue as a going concern for twelve months beyond the financial statement date, including any currently known information that may raise substantial doubt shortly thereafter.

Auditor's Responsibilities for the Audit of the Financial Statements

Our objectives are to obtain reasonable assurance about whether the financial statements as a whole are free from material misstatement, whether due to fraud or error, and to issue an auditor's report that includes our opinions. Reasonable assurance is a high level of assurance but is not absolute assurance and, therefore, is not a guarantee that an audit conducted in accordance with GAAS and *Government Auditing Standards* will always detect a material misstatement when it exists. The risk of not detecting a material misstatement resulting from fraud is higher than for one resulting from error, as fraud may involve collusion, forgery, intentional omissions, misrepresentations, or the override of internal control. Misstatements are considered material if there is a substantial likelihood that, individually or in the aggregate, they would influence the judgment made by a reasonable user based on the financial statements.

In performing an audit in accordance with GAAS and *Government Auditing Standards*, we:

- Exercise professional judgment and maintain professional skepticism throughout the audit.
- Identify and assess the risks of material misstatement of the financial statements, whether due to fraud or error, and design and perform audit procedures responsive to those risks. Such procedures include examining, on a test basis, evidence regarding the amounts and disclosures in the financial statements.
- Obtain an understanding of internal control relevant to the audit in order to design audit procedures that are appropriate in the circumstances, but not for the purpose of expressing an opinion on the effectiveness of the School District's internal control. Accordingly, no such opinion is expressed.
- Evaluate the appropriateness of accounting policies used and the reasonableness of significant accounting estimates made by management, as well as evaluate the overall presentation of the financial statements.
- Conclude whether, in our judgment, there are conditions or events, considered in the aggregate, that raise substantial doubt about the School District's ability to continue as a going concern for a reasonable period of time.

We are required to communicate with those charged with governance regarding, among other matters, the planned scope and timing of the audit, significant audit findings, and certain internal control-related matters that we identified during the audit.

Required Supplementary Information

Accounting principles generally accepted in the United States of America require that the management's discussion and analysis, budgetary comparison schedules, notes to budgetary comparison schedules, schedule of School District's share of net pension liability (asset), schedule of employer's contributions, and notes to the pension schedules be presented to supplement the basic financial statements. Such information is the responsibility of management and, although not a part of the basic financial statements, is required by the Governmental Accounting Standards Board who considers it to be an essential part of financial reporting for placing the basic financial statements in an appropriate operational, economic, or historical context.

We have applied certain limited procedures to the required supplementary information in accordance with GAAS, which consisted of inquiries of management about the methods of preparing the information and comparing the information for consistency with management’s responses to our inquiries, the basic financial statements, and other knowledge we obtained during our audit of the basic financial statements. We do not express an opinion or provide any assurance on the information because the limited procedures do not provide us with sufficient evidence to express an opinion or provide any assurance.

Other Information

Management is responsible for the other information included in the annual report. The other information comprises the listing of School District officials but does not include the basic financial statements and our auditor's report thereon. Our opinions on the basic financial statements do not cover the other information, and we do not express an opinion or any form of assurance thereon.

In connection with our audit of the financial statements, our responsibility is to read the other information and consider whether a material inconsistency exists between the other information and the basic financial statements, or the other information otherwise appears to be materially misstated. If, based on the work performed, we conclude that an uncorrected material misstatement of the other information exists, we are required to describe it in our report.

Other Reporting Required by Government Auditing Standards

In accordance with *Government Auditing Standards*, we have also issued our report dated December 12, 2024 on our consideration of the School District’s internal control over financial reporting and on our tests of its compliance with certain provisions of laws, regulations, contracts, and grant agreements and other matters. The purpose of that report is solely to describe the scope of our testing of internal control over financial reporting and compliance and the results of that testing, and not to provide an opinion on the effectiveness of the School District’s internal control over financial reporting or on compliance. That report is an integral part of an audit performed in accordance with *Government Auditing Standards* in considering the School District’s internal control over financial reporting and compliance.



Aberdeen, South Dakota
December 12, 2024

This section of Faith School District 46-2’s annual financial report presents our discussion and analysis of the School District’s financial performance during the fiscal year ended on June 30, 2024. Please read it in conjunction with the School District’s financial statements, which follow this section.

Overview of the Financial Statements

This annual report consists of three parts – management’s discussion and analysis (this section), the basic financial statements and required supplementary information. The basic financial statements include two kinds of statements that present different views of the School District:

- The first two statements are government-wide financial statements that provide both long-term and short-term information about the School District’s overall financial status.
- The remaining statements are fund financial statements that focus on individual parts of the School District government, reporting the School District’s operations in more detail than the government-wide statements.
- The governmental funds statements tell how general government services were financed in the short-term as well as what remains for future spending.

The financial statements also include notes that explain some of the information in the financial statements and provide more detailed data. The statements are followed by a section of required supplementary information that further explains and supports the information in the financial statements.

Figure A-1 summarizes the major features of the School District’s financial statements, including the portion of the School District government covered and the types of information contained. The remainder of the overview section of the management’s discussion and analysis explains the structure and contents of each of the statements.

**Figure A-1
 Major Features of Faith School District’s Government-wide and Fund Financial Statements**

| | Government-wide Statements | Fund Statements Governmental Funds |
|---|---|---|
| Scope | Entire School government (except fiduciary funds). | The activities of the School that are not fiduciary, such as elementary and high school education programs. |
| Required Financial Statements | *Statement of Net Position *Statement of Activities | *Balance Sheet *Statement of Revenues, Expenditures and Changes in Fund Balances |
| Accounting Basis and Measurement Focus | Accrual accounting and economic resources focus. | Modified accrual accounting and current financial resources focus. |
| Type of Asset/Deferred Outflow of Resources/ Liability/Deferred Inflow of Resources Information | All assets, deferred outflows, liabilities, and deferred inflows of resources both financial and capital, and short-term and long-term. | Only assets expected to be used up and liabilities that come due during the year or soon thereafter. No capital assets included. |
| Type of Inflow/Outflow Information | All revenues and expenses during year, regardless of when cash is received or paid. | Revenues for which cash is received during or soon after the end of the year, expenditures when goods or services have been received and payment is due during the year or soon thereafter. |

Government-Wide Statements

The government-wide statements report information about the School District as a whole using accounting methods similar to those used by private-sector companies. The statement of net position includes all of the government's assets and liabilities. All of the current year's revenues and expenses are accounted for in the statement of activities regardless of when cash is received or paid.

The two government-wide statements report the School District's net position and how they have changed. Net position – the difference between the School District's assets and deferred outflows of resources, and liabilities and deferred inflows of resources – are one way to measure the School District's financial health or position.

- Increases or decreases in the School District's net position is an indicator of whether its financial health is improving or deteriorating, respectively.
- To assess the overall health of the School District you need to consider additional non-financial factors such as changes in the School District's property tax base and changes in the School District's state aid funding formula from the State of South Dakota.
- Governmental Activities - This category includes the School District's basic instructional services, such as elementary, middle and high school educational programs, support services (guidance counselor, executive administration, board of education, fiscal services, etc.), debt service payments, extracurricular activities (sports, Student Council, Quiz Bowl, etc.), and capital equipment purchases. Property taxes, state grants, federal grants, and interest earnings finance most of these activities.

Fund Financial Statements

The fund financial statements provide more detailed information about the School District's most significant funds, not the School District as a whole. Funds are accounting devices that the School District uses to keep track of specific sources of funding and spending for particular purposes.

- State law requires some of the funds (such as Capital Outlay and Special Education).
- The school board establishes other funds to control and manage money for particular purposes (such as class accounts).

All of the School District's basic services are included in the governmental funds, which focus on (1) how cash and other financial assets that can readily be converted to cash flow in and out, and (2) the balances left at the year-end that are available for spending. Consequently, the governmental funds statements provide a detailed short-term view that helps you determine whether there are more or fewer financial resources that can be spent in the near future to finance the School District's programs. Because this information does not encompass the additional long-term focus of the government-wide statements, we provide additional information at the bottom of the governmental funds' statements, or on the subsequent page, that explains the relationship (or differences) between them.

Financial Analysis of the School District as a Whole

Net Position

The School District's combined net position increased as follows:

**Table A-1
Faith School District 46-2
Statement of Net Position**

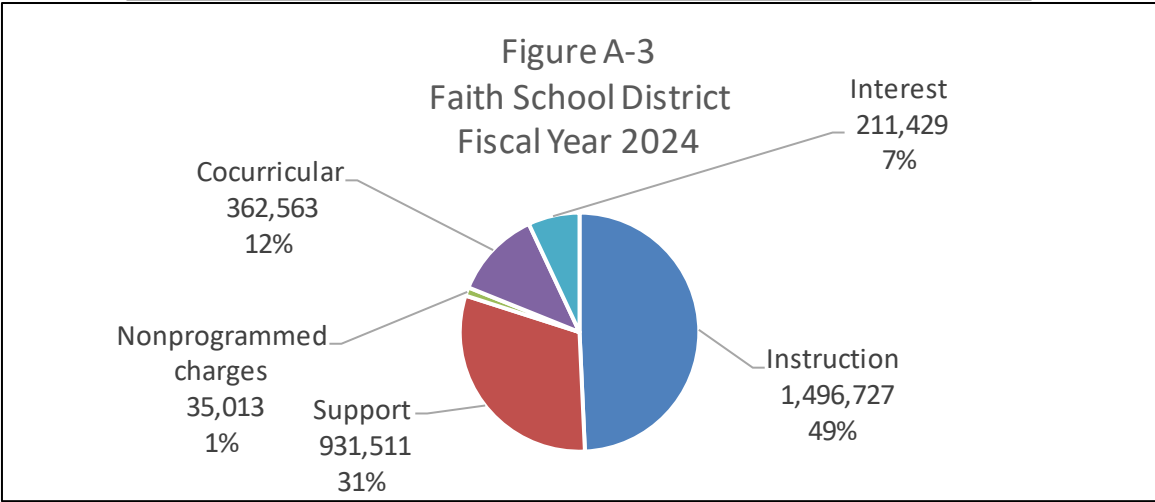
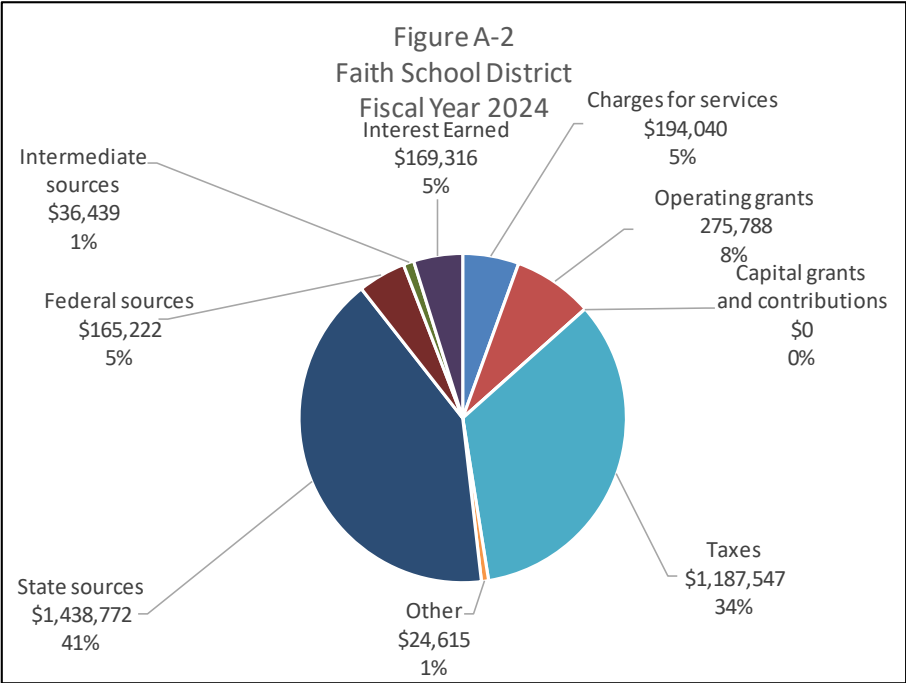
| | 2024 | 2023 |
|-------------------------------------|--------------|--------------|
| Assets | | |
| Current and other assets | \$ 6,904,038 | \$ 6,510,757 |
| Capital and right-to-use assets | 5,441,666 | 5,100,125 |
| Total assets | 12,345,704 | 11,610,882 |
| Deferred Outflows of Resources | | |
| Pension plans | 378,286 | 406,676 |
| Liabilities | | |
| Long-term liabilities outstanding | 3,436,688 | 3,450,691 |
| Other liabilities | 423,908 | 161,289 |
| Total liabilities | 3,860,596 | 3,611,980 |
| Deferred Inflows of Resources | | |
| Pension plans | 213,781 | 233,125 |
| Taxes levied for future periods | 620,286 | 597,622 |
| Total deferred inflows of resources | 834,067 | 830,747 |
| Net Position | | |
| Net investment in capital assets | 2,085,611 | 1,722,595 |
| Restricted | 4,726,541 | 4,642,197 |
| Unrestricted | 1,217,175 | 1,210,039 |
| Total net position | \$ 8,029,327 | \$ 7,574,831 |

The statement of net position reports all financial and capital resources. The statement presents the assets and deferred outflows of resources, and liabilities and deferred inflows of resources in order of relative liquidity. The liabilities with average maturities greater than one year are reported in two components – the amount due within one year and the amount due in more than one year. The long-term liabilities of the School District, consisting of compensated absences payable, Qualified School Construction Bonds Payable, and Capital Outlay Certificates Payable, have been reported on the statement of net position. The difference between the School District's assets and deferred outflows of resources, and liabilities and deferred inflows of resources is its net position.

Changes in Net Position

The School District’s revenues totaled \$3,491,739 (See Table A-2). Approximately 34% of the School District’s revenue comes from property and other tax revenue, with another 41% coming from state aid. (See Figure A-2).

The School District’s expenditures totaled \$3,037,243 with approximately 49% to instruction and 31% going to support services. The School District’s expenses cover a range of services, encompassing instruction, support services, co-curricular, and interest expense. (See Figure A-3).



Governmental Activities

Table A-2 and the narrative that follows consider the operations of the governmental activities of the School District.

**Table A-2
Faith School District 46-2
Changes in Net Position**

| | Total Governmental Activities 2024 | Total Governmental Activities 2023 |
|------------------------------------|---|---|
| Revenues | | |
| Program revenues | | |
| Charges for services | \$ 194,040 | \$ 185,783 |
| Operating grants and contributions | 275,788 | 316,037 |
| Capital grants and contributions | - | 302,875 |
| General revenues | | |
| Taxes | 1,187,547 | 1,193,003 |
| Other | 24,615 | 25,911 |
| Revenue state sources | 1,438,772 | 1,317,693 |
| Revenue federal sources | 165,222 | 188,044 |
| Revenue intermediate sources | 36,439 | 26,670 |
| Unrestricted investment earnings | 169,316 | 97,862 |
| Total revenues | 3,491,739 | 3,653,878 |
| Expenses | | |
| Instruction | 1,496,727 | 1,236,402 |
| Support services | 931,511 | 851,359 |
| Nonprogrammed charges | 35,013 | - |
| Co-curricular activities | 362,563 | 329,619 |
| Interest (unallocated) | 211,429 | 213,204 |
| Total expenses | 3,037,243 | 2,630,584 |
| Increase in Net Position | 454,496 | 1,023,294 |
| Net Position - Beginning of Year | 7,574,831 | 6,551,537 |
| Net Position - End of Year | \$ 8,029,327 | \$ 7,574,831 |

Revenues for governmental activities were \$3,491,739 while total expenses amounted to \$3,037,243, resulting in an increase of \$454,496 in net position in 2024, a decrease from the prior year change in net position of \$1,023,294. The main reasons are:

- No capital grants and contributions revenue in 2024.
- General increase in overall expenses compared to 2023.

Financial Analysis of the School District's Funds

In governmental funds, major fund balances changed as follows:

- General Fund decreased \$232,151 due to significant increases in instructional salaries and expenses and operation and maintenance expenses, while total fund revenues comparable to the prior year.
- Capital Outlay decreased \$66,725 due to increases in purchased services, maintenance and building construction expenses.
- Special Education increased \$46,024 due to tax revenues exceeding Special Education expenditures which came in approximately \$45,000 under budget.

Budgetary Highlights

- The State Aid Formula increased by 5% during fiscal year 2024 to keep pace with inflation and with the hopes of both retaining current staff and attracting new teachers into the field of education.
- Faith School District staff base salary was increased from \$39,060 to \$41,560 in fiscal year 2024 as a result of the increase in State Aid Funding and also to comply with the Teacher Compensation formula which mandated average teacher salary and benefits total at least \$48,500.
- A new mandated base salary of \$45,000.00 for all teachers has replaced the 2017 Teacher Compensation requirement and will become the new base going forward.
- Enrollment is always a major factor as enrollment determines the amount of state aid received. Enrollments have remained steady the past couple of years.
- The utilization of COVID funding through ESSER grants has allowed for the purchase of additional instructional curriculum. FY2024 was the final year the district utilized ESSER funding.

Net Pension Liability (Asset)

The School District had a net pension asset of \$4,240 at June 30, 2024, related to GASB Statement No. 68, which requires the reporting of the asset as well as the other pension amounts on the statement of net position.

Capital Asset Administration

By the end of fiscal year 2024, the School District had invested \$5,441,666 in a broad range of capital assets and lease assets including, land, buildings, improvements other than buildings, various machinery and equipment. (See Table A-3.) This amount represents a net increase of \$341,541 (including additions and deletions) over last year resulting from the addition and deletion of buildings and equipment and net accumulated depreciation. See Note 3 for further information on capital assets.

Table A-3
Faith School District 46-2
Capital Assets and Right-to-use Lease Assets (Net of Depreciation/Amortization)

| | Governmental Activities | |
|---|-------------------------|---------------------|
| | 2024 | 2023 |
| Land | \$ 17,377 | \$ 17,377 |
| Construction in progress | 306,796 | 89,656 |
| Buildings (net) | 4,442,939 | 4,355,409 |
| Improvements other than buildings (net) | 48,495 | 16,506 |
| Buildings right-to-use lease assets (net) | - | 21,193 |
| Machinery and equipment (net) | 611,006 | 577,983 |
| Equipment right-to-use lease assets (net) | 15,053 | 22,001 |
| | <u>\$ 5,441,666</u> | <u>\$ 5,100,125</u> |
| Total capital and right-to-use lease assets (net) | <u>\$ 5,441,666</u> | <u>\$ 5,100,125</u> |

Long-Term Debt and Long-Term Obligations

During fiscal year 2011, Qualified School Construction Bonds for the new school were acquired as debt. At year-end, the School District had \$3,436,688 in Capital Outlay Certificates and other long-term obligations. See Table A-4 below.

Table A-4
Faith School District 46-2
Outstanding Debt and Obligations

| | Governmental Activities | | Change 2023-2024 | Change 2023-2024 |
|---|-------------------------|---------------------|---------------------|---------------------|
| | 2024 | 2023 | | |
| Compensated absences | \$ 80,633 | \$ 73,161 | \$ 7,472 | 10.21% |
| Lease liabilities | 16,055 | 37,530 | (21,475) | -57.22% |
| Capital outlay certificates/QSCB | 3,340,000 | 3,340,000 | - | 0.00% |
| Total outstanding debt and lease obligations | <u>\$ 3,436,688</u> | <u>\$ 3,450,691</u> | <u>\$ (14,003)</u> | <u>-0.41%</u> |

The School District is liable for the accrued vacation leave payable to 12-month contracts of the superintendent, business manager, and head secretary. Accumulated sick leave of 30 days per qualifying employee is also included here. This increase is the result of the number of days accumulated and value of the days paid out in accumulated sick leave and vacation leave. The Qualified School Construction Bonds were awarded in the amount of \$3,340,000 at a rate of 6.25% for 16 years. The Qualified School Construction Bonds were used to build a new K-12 facility and will be paid in full during fiscal year 2028.

See Note 4 for further information on long-term liabilities.

Economic Factors and Next Year’s Budgets and Rates

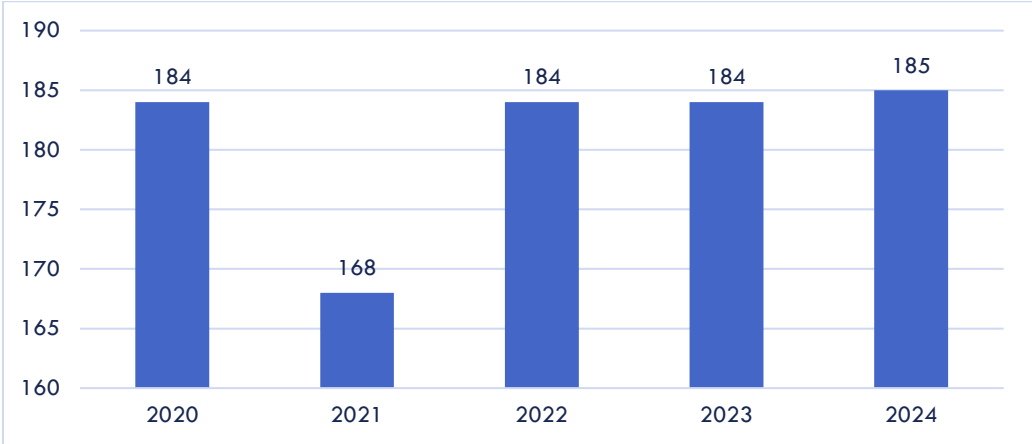
An increase in property valuation allows the School District the ability to increase the amount of revenue generated from property taxes; however, the total amount that can be levied is limited by the State of South Dakota. That amount of levy has steadily decreased from \$1.362 in 2022 (payable 2023) to \$1.320 in 2023 (payable 2024) and \$1.197 in 2024 (payable in 2025) each year. Capital Outlay revenues will be held to the previous year’s dollar amounts plus growth (if any) rather than based on the land valuation itself. A maximum Special Education levy of \$1.488/1,000 remains in place.

School districts receive State Aid funding based on the number of students enrolled in their districts on the last Friday in September. The funding formula is based on a 12:1 certified teacher-student ratio. A new \$45,000 base teacher salary was approved by the state legislature during the 2024 legislative session with indexed accountabilities beginning in 2026. The School District moved forward with implementing the state mandate in FY2025 resulting in a minimum salary increase of \$3,440 per teacher.

In 2007, a Sparsity Factor was added to the funding formula. The Sparsity Factor added an additional \$110,000 to the School District’s fiscal year 2024 state aid payment; however, the limit on the amount of the Sparsity Factor paid is \$110,000, and possibly less, depending on how, and if, the legislature decides to appropriate the funding. Thus, the further the drop in enrollment, combined with additional schools meeting the qualifying criteria, will result in less revenue for the School District to receive.

Staffing and enrollments will always be an issue. The lower the enrollment, the lower the state aid. The retirement and movement of staff is a huge hurdle. Location and salary are always a hindrance when it comes to hiring new staff. This can result in increased workload on the remaining staff members through additional students, classes and other duties.

As of 2024, The Faith School District was below the 12:1 teacher/student ratio. The district has advertised for an additional certified elementary teacher for the past two years. During the summer of 2024, an additional teacher was hired, and the district will be fully staffed in FY2025. One of the biggest questions the School District faces is the number of students returning in the fall and the impact on State Aid funding. The School District's enrollment for the last five years has been as follows:



Contacting the School District's Financial Management

This financial report is designed to provide our citizens, taxpayers, customers, investors, and creditors with a general overview of the School District's finances and to demonstrate the School District's accountability for the money it receives. If you have questions about this report or need additional information, contact the Faith School District 46-2, PO Box 619, Faith, SD 57626.

Faith School District No. 46-2
Statement of Net Position – Exhibit I
June 30, 2024

| | Governmental Activities |
|--|----------------------------|
| Assets | |
| Cash | \$ 3,188,252 |
| Restricted cash | 2,921,134 |
| Taxes receivable | 496,415 |
| Inventories | 4,200 |
| Other receivables | 44,269 |
| Other assets | 245,528 |
| Net pension asset | 4,240 |
| Capital and right-to-use lease assets | |
| Land | 17,377 |
| Construction in progress | 306,796 |
| Capital and right-to-use lease assets, net | 5,117,493 |
| Total assets | 12,345,704 |
| Deferred Outflows of Resources | |
| Pension plans | 378,286 |
| Liabilities | |
| Interest payable | 40,607 |
| Other current liabilities | 383,301 |
| Noncurrent liabilities | |
| Due within one year | |
| Leases | 7,195 |
| Due in more than one year | |
| Bonds | 3,340,000 |
| Leases | 8,860 |
| Compensated absences | 80,633 |
| Total liabilities | 3,860,596 |
| Deferred Inflows of Resources | |
| Pension plans | 213,781 |
| Taxes levied for future periods | 620,286 |
| Total deferred inflows of resources | 834,067 |
| Net Position | |
| Net investment in capital assets | 2,085,611 |
| Restricted for | |
| Capital Outlay | 1,270,050 |
| Special Education | 284,100 |
| Debt Service | 2,964,721 |
| Food Service | 38,925 |
| SDRS Pension Plan | 168,745 |
| Unrestricted | 1,217,175 |
| Total net position | \$ 8,029,327 |

Faith School District No. 46-2
Statement of Activities – Exhibit II
Year Ended June 30, 2024

| Functions/Programs | Expenses | Program Revenues | | Net (Expense) Revenue and Changes in Net Position |
|----------------------------------|---------------------|-------------------------|--|--|
| | | Charges for Services | Operating Grants and Contributions | Total Governmental Activities |
| Primary Government | | | | |
| Governmental Activities | | | | |
| Instruction | \$ 1,496,727 | \$ - | \$ 231,741 | \$ (1,264,986) |
| Support services | 931,511 | 36,075 | 44,047 | (851,389) |
| Nonprogrammed charges | 35,013 | - | - | (35,013) |
| Co-curricular activities | 362,563 | 157,965 | - | (204,598) |
| *Interest on long-term debt | 211,429 | - | - | (211,429) |
| Total primary government | <u>\$ 3,037,243</u> | <u>\$ 194,040</u> | <u>\$ 275,788</u> | <u>(2,567,415)</u> |
| General Revenues | | | | |
| Taxes | | | | |
| Property taxes | | | | 1,187,547 |
| Other | | | | 24,615 |
| Revenue from state sources | | | | |
| State aid | | | | 1,438,772 |
| Revenue from federal sources | | | | 165,222 |
| Unrestricted investment earnings | | | | 169,316 |
| Other general revenues | | | | 36,439 |
| Total general revenues | | | | <u>3,021,911</u> |
| Change in Net Position | | | | 454,496 |
| Net Position - Beginning | | | | <u>7,574,831</u> |
| Net Position - Ending | | | | <u>\$ 8,029,327</u> |

*This amount includes indirect interest expense on general long-term debt.

Faith School District No. 46-2
Balance Sheet – Governmental Funds – Exhibit III
June 30, 2024

| | General Fund | Special Revenue Funds | | Debt Service | Other Governmental Funds | Total Governmental Funds |
|---|---------------------|-----------------------|-------------------|---------------------|--------------------------|--------------------------|
| | | Capital Outlay | Special Education | | Food Service | |
| Assets | | | | | | |
| 101 Cash and cash equivalents | \$ 1,289,465 | \$ 1,518,463 | \$ 290,784 | \$ 54,091 | \$ 35,449 | \$ 3,188,252 |
| 104 Restricted cash with fiscal agent | - | - | - | 2,921,134 | - | 2,921,134 |
| 110 Taxes receivable - current | 118,769 | 178,431 | 94,916 | 99,020 | - | 491,136 |
| 112 Taxes receivable - delinquent | 2,040 | 1,510 | 850 | 879 | - | 5,279 |
| 120 Accounts receivable, net | 55 | - | - | - | - | 55 |
| 130 Due from Debt Service Fund | 3,000 | - | - | - | - | 3,000 |
| 140 Due from other governments | 44,214 | - | - | - | - | 44,214 |
| 150 Advance to General Fund | - | - | 1,227 | - | - | 1,227 |
| 170 Inventory | - | - | - | - | 4,200 | 4,200 |
| 191 Deposits | - | 15,000 | - | - | - | 15,000 |
| 192 Prepaid items | - | 230,528 | - | - | - | 230,528 |
| Total assets | \$ 1,457,543 | \$ 1,943,932 | \$ 387,777 | \$ 3,075,124 | \$ 39,649 | \$ 6,904,025 |
| Liabilities, Deferred Inflows of Resources, and Fund Balances | | | | | | |
| Liabilities | | | | | | |
| 402 Accounts payable | \$ 24,542 | \$ 236,776 | \$ 35 | \$ - | \$ 18 | \$ 261,371 |
| 404 Contracts payable | 96,839 | - | - | - | - | 96,839 |
| 410 Due to General Fund | - | - | - | 3,000 | - | 3,000 |
| 415 Amounts due to Special Education Fund and held for others | 6,192 | - | - | - | - | 6,192 |
| 450 Payroll deductions and withholdings and employer matching payable | 17,620 | - | 1,800 | - | 706 | 20,126 |
| Total liabilities | 145,193 | 236,776 | 1,835 | 3,000 | 724 | 387,528 |
| Deferred Inflows of Resources | | | | | | |
| 551 Unavailable revenue - property taxes | 2,040 | 1,510 | 850 | 879 | - | 5,279 |
| 551 Taxes levied for future periods | 219,463 | 191,578 | 101,842 | 107,403 | - | 620,286 |
| Total deferred inflows of resources | 221,503 | 193,088 | 102,692 | 108,282 | - | 625,565 |

Faith School District No. 46-2
Balance Sheet – Governmental Funds – Exhibit III
June 30, 2024

| | General Fund | Special Revenue Funds | | Debt Service | Other Governmental Funds Food Service | Total Governmental Funds |
|---|---------------------|-----------------------|----------------------|---------------------|--|--------------------------------|
| | | Capital Outlay | Special Education | | | |
| Fund Balances | | | | | | |
| 710 Nonspendable | - | 245,528 | 1,227 | - | 4,200 | 250,955 |
| 720 Restricted | | | | | | |
| Debt Service | - | - | - | 2,963,842 | - | 2,963,842 |
| Capital Outlay | - | 1,268,540 | - | - | - | 1,268,540 |
| Special Education | - | - | 282,023 | - | - | 282,023 |
| Food Service | - | - | - | - | 34,725 | 34,725 |
| 760 Unassigned | 1,090,847 | - | - | - | - | 1,090,847 |
| Total fund balances | 1,090,847 | 1,514,068 | 283,250 | 2,963,842 | 38,925 | 5,890,932 |
| Total liabilities, deferred inflows of resources and fund balances | \$ 1,457,543 | \$ 1,943,932 | \$ 387,777 | \$ 3,075,124 | \$ 39,649 | \$ 6,904,025 |

| | | |
|---|-----------------------------|----------------------------|
| Total Fund Balances - Governmental Funds | | \$ 5,890,932 |
| Amounts reported for governmental activities in the statement of net position are different because: | | |
| Capital and right-to-use lease assets used in governmental activities are not financial resources and, therefore, are not reported in the funds. | | 5,441,666 |
| Assets, such as taxes receivable, that are not available to pay for current period expenditures are deferred inflows in the fund level statements. | | 5,279 |
| Deferred outflows and inflows of resources related to pensions are components of pension liability (asset) and, therefore, are not reported in the funds. | | 164,505 |
| The net pension asset reported in governmental activities is not an available financial resource and, therefore, is not reported in the funds. | | 4,240 |
| Long-term liabilities are not due and payable in the current period and, therefore, are not reported in the funds. | | |
| Interest payable | \$ (40,607) | |
| Capital outlay certificates | (340,000) | |
| Bonds | (3,000,000) | |
| Leases | (16,055) | |
| Compensated absences | (80,633) | |
| | <u> </u> | <u>(3,477,295)</u> |
| Net Position - Governmental Activities | | <u><u>\$ 8,029,327</u></u> |

Faith School District No. 46-2
Statement of Revenues, Expenditures and Changes in Fund Balances – Governmental Funds – Exhibit IV
Year Ended June 30, 2024

| | General Fund | Special Revenue Funds | | Debt Service | Other Governmental Funds Food Service | Total Governmental Funds |
|---|------------------|-----------------------|----------------------|-----------------|--|--------------------------------|
| | | Capital Outlay | Special Education | | | |
| Revenues | | | | | | |
| 1000 Revenue from local sources | | | | | | |
| 1100 Taxes | | | | | | |
| 1110 Ad valorem taxes | \$ 230,567 | \$ 452,992 | \$ 246,367 | \$ 254,362 | \$ - | \$ 1,184,288 |
| 1120 Prior years' ad valorem taxes | 261 | 45 | 26 | 27 | - | 359 |
| 1140 Utility taxes | 24,615 | - | - | - | - | 24,615 |
| 1190 Penalties and interest on taxes | 1,064 | 1,111 | 618 | 702 | - | 3,495 |
| 1500 Earnings on investments and deposits | 15,195 | 15,261 | 2,326 | 136,230 | 304 | 169,316 |
| 1600 Food service | - | - | - | - | 36,075 | 36,075 |
| 1700 Co-curricular activities | | | | | | |
| 1710 Admissions | 20,942 | - | - | - | - | 20,942 |
| 1790 Other student activity income | 137,023 | - | - | - | - | 137,023 |
| 1900 Other revenue from local sources | | | | | | |
| 1920 Contributions and donations | 807 | - | - | - | - | 807 |
| 1950 Refund of prior years' expenditures | 551 | - | - | - | - | 551 |
| 1990 Other | 7,150 | - | - | - | - | 7,150 |
| 2000 Revenue from intermediate sources | | | | | | |
| 2100 County sources | | | | | | |
| 2110 County apportionment | 15,936 | - | - | - | - | 15,936 |
| 3000 Revenue from state sources | | | | | | |
| 3110 Unrestricted grants-in-aid | 1,438,772 | - | - | - | - | 1,438,772 |
| 3120 Restricted grants-in-aid | 350 | - | - | - | - | 350 |
| 3810 State reimbursements | - | - | - | - | 190 | 190 |
| 4000 Revenue from federal sources | | | | | | |
| 4100 Grants-in-aid: | | | | | | |
| 4120 Unrestricted grants-in-aid received | | | | | | |
| from federal government through the state | 7,575 | - | - | - | - | 7,575 |
| 4150-4199 Restricted grants-in-aid received | | | | | | |
| from federal government through the state | 231,391 | - | - | - | - | 231,391 |
| 4810 Federal reimbursements | - | - | - | - | 37,000 | 37,000 |
| 4820 Donated food | - | - | - | - | 6,857 | 6,857 |
| 4900 Other federal revenue | - | - | - | 157,647 | - | 157,647 |
| Total revenue | <u>2,132,199</u> | <u>469,409</u> | <u>249,337</u> | <u>548,968</u> | <u>80,426</u> | <u>3,480,339</u> |

Faith School District No. 46-2
Statement of Revenues, Expenditures and Changes in Fund Balances – Governmental Funds – Exhibit IV
Year Ended June 30, 2024

| | General Fund | Special Revenue Funds | | Debt Service | Governmental | Total |
|--|-----------------|-----------------------|----------------------|-----------------|-----------------------|-----------------------|
| | | Capital Outlay | Special Education | | Funds Food Service | Governmental Funds |
| Expenditures | | | | | | |
| Current | | | | | | |
| 1000 Instruction | | | | | | |
| 1110 Elementary | 535,109 | - | - | - | - | 535,109 |
| 1120 Middle/junior high | 121,028 | - | - | - | - | 121,028 |
| 1130 High school | 427,689 | - | - | - | - | 427,689 |
| 1200 Special programs | | | | | | |
| 1220 Programs for special education | - | - | 157,837 | - | - | 157,837 |
| 1270 Educationally deprived | 174,743 | - | - | - | - | 174,743 |
| 2000 Support services | | | | | | |
| 2120 Guidance | 14,703 | - | - | - | - | 14,703 |
| 2130 Health | 360 | - | - | - | - | 360 |
| 2150 Speech pathology | - | - | 1,512 | - | - | 1,512 |
| 2170 Student therapy services | - | - | 4,746 | - | - | 4,746 |
| 2200 Support services - instructional staff | | | | | | |
| 2210 Improvement of instruction | 8,126 | - | - | - | - | 8,126 |
| 2220 Educational media | 64,364 | - | - | - | - | 64,364 |
| 2300 Support services - general administration | | | | | | |
| 2310 Board of Education | 43,892 | - | - | - | - | 43,892 |
| 2320 Executive administration | 75,391 | - | - | - | - | 75,391 |
| 2400 Support services - school administration | | | | | | |
| 2410 Office of the Principal | 70,962 | - | - | - | - | 70,962 |
| 2440 Title I Director | 12,058 | - | - | - | - | 12,058 |
| 2490 Other | 58,838 | - | - | - | - | 58,838 |
| 2500 Support services - business | | | | | | |
| 2520 Fiscal services | 75,374 | - | - | - | - | 75,374 |
| 2540 Operation and maintenance of plant | 331,909 | 480,692 | - | - | - | 812,601 |
| 2550 Pupil transportation | 31,360 | - | - | - | - | 31,360 |
| 2560 Food service | - | - | - | - | 111,453 | 111,453 |
| 2700 Support services - special education | | | | | | |
| 2710 Administrative costs | - | - | 36,892 | - | - | 36,892 |
| 5000 Debt services | - | 22,834 | - | 210,070 | - | 232,904 |

Faith School District No. 46-2
Statement of Revenues, Expenditures and Changes in Fund Balances – Governmental Funds – Exhibit IV
Year Ended June 30, 2024

| | General Fund | Special Revenue Funds | | Debt Service | Other Governmental | Total Governmental |
|---|---------------------|-----------------------|-------------------|---------------------|--------------------|---------------------|
| | | Capital Outlay | Special Education | | Funds Food Service | |
| 6000 Co-curricular activities | | | | | | |
| 6100 Male activities | 65,662 | - | - | - | - | 65,662 |
| 6200 Female activities | 42,463 | - | - | - | - | 42,463 |
| 6500 Transportation | 34,481 | - | - | - | - | 34,481 |
| 6900 Combined activities | 169,425 | - | - | - | - | 169,425 |
| Total expenditures | 2,357,937 | 503,526 | 200,987 | 210,070 | 111,453 | 3,383,973 |
| Excess of revenue over (under) expenditures | (225,738) | (34,117) | 48,350 | 338,898 | (31,027) | 96,366 |
| Other Financing Sources (Uses) | | | | | | |
| 5110 Transfers in | 17,587 | - | - | 25,847 | 24,000 | 67,434 |
| 8110 Transfers out | (24,000) | (41,108) | (2,326) | - | - | (67,434) |
| 5130 Sale of surplus property | - | 8,500 | - | - | - | 8,500 |
| Total other financing sources (uses) | (6,413) | (32,608) | (2,326) | 25,847 | 24,000 | 8,500 |
| Net Change in Fund Balance | (232,151) | (66,725) | 46,024 | 364,745 | (7,027) | 104,866 |
| Fund Balance - Beginning | 1,322,998 | 1,580,793 | 237,226 | 2,599,097 | 45,952 | 5,786,066 |
| Fund Balance - Ending | <u>\$ 1,090,847</u> | <u>\$ 1,514,068</u> | <u>\$ 283,250</u> | <u>\$ 2,963,842</u> | <u>\$ 38,925</u> | <u>\$ 5,890,932</u> |

Faith School District No. 46-2
 Reconciliation of the Statement of Revenues, Expenditures and Changes in Fund Balances to the
 Government-Wide Statement of Activities – Exhibit IV
 Year Ended June 30, 2024

| | |
|--|-------------------|
| Net Change in Fund Balances - Total Governmental Funds | \$ 104,866 |
| Amounts reported for governmental activities in the statement of activities are different because: | |
| Governmental funds report capital outlays as expenditures. This amount represents capital asset purchases which are reported as expenditures on the fund financial statements, but increase assets on the government-wide statements. | 523,791 |
| In the statement of activities, losses on disposal of capital assets are reported; whereas, in the governmental funds, the proceeds from the disposal of capital assets is reflected, regardless of whether a gain or loss is realized. | (35,013) |
| This amount represents the current-year depreciation and amortization expense reported in the statement of activities which is not reported on the fund financial statements because it does not require the use of current financial resources. | (147,237) |
| Governmental funds report property taxes as revenue in the period for which the tax is levied, subject to availability; but, the statement of activities includes the property taxes as revenue in the period for which the taxes are levied, regardless of when collections occur. | 2,900 |
| Principal payments on long-term liabilities are an expenditure in the governmental funds, but the payments decrease long-term liabilities in the statement of net position. | 21,475 |
| Governmental funds recognize expenditures for amounts of compensated absences actually paid to employees with current financial resources during the year. Amounts of compensated absences earned by employees are not recognized in the funds. In the statement of activities, expenses for these benefits are recognized when the employees earn compensated absences. | (7,472) |
| In the statement of activities, the cost of pension benefits earned net of employee contributions is reported in pension expense. In the governmental funds, however, the contributions are reported as expense. | (8,814) |
| Change in Net Position of Governmental Activities | <u>\$ 454,496</u> |

Note 1 - Summary of Significant Accounting Policies

The accounting policies of the Faith School District No. 46-2 conform to generally accepted accounting principles applicable to governmental entities in the United States of America.

Financial Reporting Entity

The reporting entity of the Faith School District No. 46-2 (the School District) consists of the primary government (which includes all of the funds, organizations, institutions, agencies, departments, and offices that make up the legal entity, plus those funds for which the primary government has a fiduciary responsibility, even though those fiduciary funds may represent organizations that do not meet the criteria for inclusion in the financial reporting entity); those organizations for which the primary government is financially accountable; and other organizations for which the nature and significance of their relationship with the primary government are such that their exclusion would cause the financial reporting entity's financial statements to be misleading or incomplete.

Component units are legally separate organizations for which the elected officials of the primary government are financially accountable. The School District is financially accountable if its governing board appoints a voting majority of another organization's governing body and it has the ability to impose its will on that organization, or there is a potential for that organization to provide specific financial benefits to, or impose specific financial burdens on, the School District (primary government). The School District may also be financially accountable for another organization if that organization is fiscally dependent on the School District. The School District has no component units.

The School District participates in a cooperative service unit with six other school districts, Northwest Area Schools Cooperative (see detailed note entitled "Joint Ventures" for specific disclosures). Joint ventures do not meet the criteria for inclusion in the financial reporting entity as a component unit, but are discussed in these notes because of the nature of their relationship with the School District.

Basis of Presentation

The financial statements of the School District have been prepared in accordance with generally accepted accounting principles (GAAP) as prescribed by the Governmental Accounting Standards Board (GASB). The GASB is the standard-setting body for governmental accounting and financial reporting.

Government-Wide Statements

The statement of net position and statement of activities display information about the School District as a whole. These statements include the financial activities of the overall government, except for fiduciary activities. Eliminations have been made to minimize the double counting of internal activities. Governmental activities generally are financed through taxes, intergovernmental revenues, and other non-exchange transactions. As a general rule, the effect of interfund activity has been eliminated from the government-wide financial statements.

The statement of net position reports all financial and capital resources in a net position form (assets plus deferred outflows of resources minus liabilities minus deferred inflows of resources equal net position). Net position is displayed in three components, as applicable: net investment in capital assets, restricted (distinguishing between major categories of restrictions), and unrestricted.

The statement of activities presents a comparison between direct expenses and program revenues for each segment of the business-type activities, and for each function of the School District's governmental activities. Direct expenses are those that are specifically associated with a program or function and, therefore, are clearly identifiable to a particular function. Program revenues include a) charges paid by recipients of goods and services offered by the programs, and b) grants and contributions that are restricted to meeting the operational or capital requirements of a particular program. Revenues that are not classified as program revenues, including all taxes, are presented as general revenues.

Fund Financial Statements

Fund financial statements of the reporting entity are organized into funds, each of which is considered to be a separate accounting entity. Each fund is accounted for by providing a separate set of self-balancing accounts that constitute its assets, deferred outflows of resources, liabilities, deferred inflows of resources, fund equity, revenues, and expenditures/expense. Funds are organized into two major categories: governmental and fiduciary. An emphasis is placed on major funds within the governmental category. A fund is considered major if it is the primary operating fund of the School District or it meets the following criteria.

1. Total assets and deferred outflows, liabilities and deferred inflows, revenues, or expenditures/expenses of the individual governmental fund are at least 10 percent of the corresponding total for all funds of that category or type; and
2. Total assets and deferred outflows, liabilities and deferred inflows, revenues, or expenditures/expenses of the individual governmental fund are at least 5 percent of the corresponding total for all governmental funds combined; or
3. Management has elected to classify one or more governmental or enterprise funds as major for consistency in reporting from year-to-year or because of public interest in the fund's operations.

The major funds of the School District financial reporting entity are described below within their respective fund types:

| | Description |
|------------------------|---|
| General Fund | The General Fund is the general operating fund. It is used to account for all financial resources of the general government except those required to be accounted for in another fund. The General Fund is always a major fund. |
| Special Revenue Funds: | |
| Special Education Fund | A fund established by South Dakota Codified (SDCL) 13-37-16 to pay the costs for the special education of all children in need of special assistance and prolonged assistance who reside within the School District. This fund is financed by property taxes. |

| | Description |
|---------------------|--|
| Capital Outlay Fund | A fund established by SDCL 13-16-6 to meet expenditures which result in the acquisition of, or additions to, real property, plant or equipment. This fund is financed by property taxes. |
| Debt Service Fund | This fund is used to account for the sinking fund accounts restricted to use for the payment of principal on the Capital Outlay Certificates and 2010 Qualified School Construction Bonds. |

Interfund Eliminations

In the process of aggregating data for the government-wide financial statements, some amounts reported as interfund activity and balances in the fund financial statements have been eliminated. In order to eliminate the grossing-up effect on the assets and liabilities within the governmental funds, the advances between funds have been eliminated.

Measurement Focus and Basis of Accounting

Measurement focus is a term used to describe “how” transactions are recorded within the various financial statements. Basis of accounting refers to “when” revenues and expenditures or expenses are recognized in the accounts and reported in the financial statements, regardless of the measurement focus.

Measurement Focus

Government-Wide Financial Statements

In the government-wide statement of net position and statement of activities, governmental activities are presented using the economic resources measurement focus, applied on the accrual basis of accounting.

Fund Financial Statements

In the fund financial statements, the current financial resources measurement focus and the modified accrual basis of accounting are applied to governmental funds.

Basis of Accounting

Government-Wide Financial Statements

In the government-wide statement of net position and statement of activities, governmental activities are presented using the accrual basis of accounting. Under the accrual basis of accounting, revenues and related assets generally are recorded when earned (usually when the right to receive cash vests) and expenses and related liabilities are recorded when an obligation is incurred (usually when the obligation to pay cash in the future vests).

Fund Financial Statements

All governmental funds are accounted for using the modified accrual basis of accounting. Their revenues, including property taxes, generally are recognized when they become measurable and available. "Available" means resources are collected, or to be collected, soon enough after the end of the fiscal year that they can be used to pay the bills of the current period. The accrual period does not exceed one bill-paying cycle; and, for the School District, the length of that cycle is 60 days. The revenues which are accrued at June 30, 2024, are revenues from federal, state and local sources.

Under the modified accrual basis of accounting, receivables may be measurable but not available. "Available" means collectible within the current period or soon enough thereafter to be used to pay liabilities of the current period. Unavailable revenues, where asset recognition criteria have been met, but for which revenue recognition criteria have not been met, are reported as a deferred inflow of resources.

Expenditures generally are recognized when the related fund liability is incurred. Exceptions to this general rule include principal and interest on general long-term debt, which are recognized when due.

Deposits and Investments

For the purpose of financial reporting, "cash and cash equivalents" includes all demand and savings accounts and certificates of deposit or short-term investments with a term to maturity at date of acquisition of three months or less.

In general, SDCL 4-5-6 permits school funds to be invested in a) securities of the United States and securities guaranteed by the United States government either directly or indirectly; or b) repurchase agreements fully collateralized by securities described in (a); or (c) in shares of an open-end, no-load fund administered by an investment company whose investments are in securities described in (a) and repurchase agreements described in (b). Also, SDCL 4-5-9 requires that investments shall be in the physical custody of the political subdivision or may be deposited in a safekeeping account with any bank or trust company designated by the political subdivision as its fiscal agent.

Inventory

Inventory is stated at the lower of cost or market. The cost valuation method is first-in, first-out. Donated commodities are valued at estimated market value based on the USDA price list (average for the year).

In the government-wide financial statements and in the fund financial statements, inventory items are initially recorded as assets and charged to expense in the various functions of government as they are consumed. In the governmental fund financial statements, the "consumption method" of recording inventory is used.

Capital Assets

Capital assets include land, buildings, improvements other than buildings, and machinery and equipment that are used in operations and that have initial useful lives extending beyond a single reporting period. The accounting treatment over capital assets depends on whether the assets are used in governmental fund operations or proprietary fund operations and whether they are reported in the government-wide or fund financial statements.

All capital assets are valued at historical cost or estimated historical cost if actual historical cost is not available. Donated capital assets are valued at their acquisition value on the date donated. Reported cost values include ancillary charges necessary to place the asset into its intended location and condition for use. Subsequent to initial capitalization, improvements or betterments that are significant, and which extend the useful life of a capital asset, are also capitalized. For governmental activities capital assets, construction-period interest is not capitalized, in accordance with U.S. GAAP.

Depreciation of all exhaustible fixed assets is recorded as an allocated expense in the statement of activities, with net capital assets reflected in the statement of net position. Capitalization thresholds (dollar values above which asset acquisitions are added to the capital asset accounts), depreciation methods, and estimated useful lives of capital assets reported in the government-wide statements are as follows:

| | Capitalization Threshold | Depreciation Method | Estimated Useful Life |
|-----------------------------------|-----------------------------|------------------------|--------------------------|
| Land* | \$ 1,000 | N/A | N/A |
| Buildings | 50,000 | Straight-line | 50 - 80 years |
| Improvements other than buildings | 5,000 | Straight-line | 20 years |
| Machinery/equipment | 3,500 | Straight-line | 5 - 20 years |

**Land is an inexhaustible capital asset and is not depreciated.*

Right-to-use leased assets are recognized at the lease commencement date and represent the School District's right to use an underlying asset for the lease term. Right-to-use leased assets are measured at the initial value of the lease liability plus any payments made to the lessor before commencement of the lease term, less any lease incentives received from the lessor at or before the commencement of the lease term, plus any initial direct costs necessary to place the leased asset into service. Right-to-use leased assets are amortized over the shorter of the lease term or useful life of the underlying asset using the straight-line method. The amortization period is five years.

Fund Financial Statements

In the fund financial statements, capital assets used in governmental fund operations are accounted for as capital expenditures of the governmental fund upon acquisition.

Long-Term Liabilities

The accounting treatment of long-term liabilities depends on whether the assets are used in governmental fund operations or proprietary fund operations, and whether they are reported in the government-wide or fund financial statements. All long-term liabilities to be repaid from governmental and business-type resources are reported as liabilities in the government-wide statements. The long-term liabilities consist of general obligation qualified school construction bonds, capital outlay certificates, lease liabilities, and compensated absences.

In the fund financial statements, debt proceeds are reported as revenues (other financing sources), while payments of principal and interest are reported as expenditures when they become due. The accounting for proprietary fund long-term debt is on the accrual basis, the same in the fund statements as in the government-wide statements.

Lease liabilities represent the School District's obligation to make lease payments arising from the lease. Lease liabilities are recognized at the lease commencement date based on the present value of future lease payments expected to be made during the lease term. The present value of lease payments is discounted based on a borrowing rate determined by the School District.

Deferred Outflows and Inflows of Resources

In addition to assets, the statement of financial position will sometimes report a separate section for deferred outflows of resources. This separate financial statement element, deferred outflows of resources, represents a consumption of net position that applies to a future period(s) and so will not be recognized as an outflow of resources (expenses/expenditure) until then. The School District has two items that qualify for reporting in this category. The School District reports contributions made to pension plans after the measurement date and prior to the fiscal year-end and changes in the net pension liability (asset) not included in pension expense (revenue) reported in the government-wide statement of net position as deferred outflows of resources.

In addition to liabilities, the statement of financial position will sometimes report a separate section for deferred inflows of resources. This separate financial statement element, deferred inflows of resources, represents an acquisition of net position that applies to a future period(s) and so will not be recognized as an inflow of resources (revenue) until that time. The School District has two types of items that qualify for reporting in this category. The School District reports unavailable revenues from property taxes on the government-wide statement of net position and the government funds balance sheet. These amounts are deferred and recognized as an inflow of resources in the period that the amounts become available. The other item is changes in the net pension liability (asset) not included in pension expense (revenue) reported in the government-wide statement of net position as a deferred inflow of resources.

Pensions

For purposes of measuring the net pension liability (asset), deferred outflows of resources and deferred inflows of resources related to pensions, and pension expense (revenue), information about the fiduciary net position of the South Dakota Retirement System (SDRS) and additions to/deletions from SDRS's fiduciary net position have been determined on the same basis as they are reported by SDRS. School District contributions and net pension liability (asset) are recognized on an accrual basis of accounting. Investments are reported at fair value.

Property Taxes

Property taxes are levied on or before each October 1, attach as an enforceable lien on property as of the following January 1, and are payable in two installments on or before the following April 30 and October 31. Approximately 50% is considered to be applied to finance the budget of the current fiscal year, and the remaining 50% is considered to be applied to finance the budget for the subsequent year. The county bills and collects the School District's taxes and remits them to the School District.

School District property tax revenues are recognized to the extent that they are used to finance each year's appropriations. Revenue related to current year property taxes receivable, which is not intended to be used to finance the current year's appropriations and, therefore, are not susceptible to accrual, has been reported as deferred inflows in both the fund financial statements and the government-wide financial statements. Additionally, in the fund financial statements, revenue from property taxes may be limited by any amount not collected during the current fiscal period or within the "availability period."

Program Revenues

In the government-wide statement of activities, reported program revenues derive directly from the program itself or from parties other than the School District's taxpayers or citizenry as a whole. Program revenues are classified into three categories, as follows:

1. Charges for Services – these arise from charges to customers, applicants or others who purchase, use or directly benefit from the goods, services or privileges provided, or are, otherwise, directly affected by the services.
2. Program-Specific Operating Grants and Contributions – these arise from mandatory and voluntary non-exchange transactions with other governments, organizations or individuals that are restricted for use in a particular program.
3. Program-Specific Capital Grants and Contributions – these arise from mandatory and voluntary non-exchange transactions with other governments, organizations or individuals that are restricted for the acquisition of capital assets for use in a particular program.

Equity Classifications**Government-Wide Statements**

Net position represents the difference between (a) assets and deferred outflows of resources, and (b) liabilities and deferred inflows of resources in the School District's government-wide financial statements, and is displayed in three components:

1. Net Investment in Capital Assets – consists of capital assets, including restricted capital assets, net of accumulated depreciation (if applicable), and reduced by the outstanding balances of any bonds, mortgages, notes, or other borrowings that are attributable to the acquisition, construction or improvement of those assets.
2. Restricted Net Position – consists of net position with constraints placed on their use either by (a) external groups such as creditors, grantors, contributors, or laws and regulations of other governments; or (b) law through constitutional provisions or enabling legislation.
3. Unrestricted Net Position – all other net position that do not meet the definition of "restricted" or "net investment in capital assets."

Application of Net Position

It is the School District's policy to first use restricted net position, prior to the use of unrestricted net position, when an expense is incurred for purposes for which both restricted and unrestricted net position are available.

Fund Balance Classification Policies and Procedures

The School District classifies governmental fund balances as follows:

- Nondisposable – includes fund balance amounts that cannot be spent either because it is not in spendable form or because of legal or contractual constraints.
- Restricted – includes fund balance amounts that are constrained for specific purposes which are externally imposed by providers, such as creditors, or amounts constrained due to constitutional provisions or enabling legislation.
- Committed – includes fund balance amounts that are constrained for specific purposes that are internally imposed by the government through formal action of the highest level of decision-making authority and do not lapse at year-end.
- Assigned – includes fund balance amounts that are intended to be used for specific purposes that are neither considered restricted nor committed. Fund balance may be assigned by the Business Manager.
- Unassigned – includes positive fund balance within the General Fund which has not been classified within the above-mentioned categories and negative fund balances in other governmental funds.

The nondisposable fund balance is comprised of amounts not in cash form such as advances made to other funds, inventory, deposits and prepaid items.

The School District uses restricted amounts first when both restricted and unrestricted fund balance is available unless there are legal documents/contracts that prohibit doing this, such as a grant agreement requiring dollar-for-dollar spending. Additionally, the School District would first use committed, then assigned, and, lastly, unassigned amounts of unrestricted fund balance when expenditures are made.

The School District does not have a formal minimum fund balance policy.

The purpose of each major special revenue fund and revenue source is listed below:

Capital Outlay Fund
Special Education Fund

Property Taxes/Federal Grants
Property Taxes

Note 2 - Deposits and Investments Credit Risk, Concentration of Credit Risk, and Interest Rate Risk

The School District follows the practice of aggregating the cash assets of various funds to maximize cash management efficiency and returns. Various restrictions on deposits and investments are imposed by statutes. These restrictions are summarized below:

The School District's deposits are made in qualified public depositories as defined by SDCL 4-6A-1, 13-16-15, 13-16-15.1, and 13-16-18.1. Qualified depositories are required by SDCL 4-6A-3 to maintain, at all times, segregated from their other assets, eligible collateral having a value equal to at least 100 percent of the public deposit accounts which exceed deposit insurance such as the FDIC and NCUA. In lieu of pledging eligible securities, a qualified public depository may furnish irrevocable standby letters of credit issued by federal home loan banks accompanied by written evidence of that bank's public debt rating which may not be less than "AA," or a qualified public depository may furnish a corporate surety bond of a corporation authorized to do business in South Dakota.

Deposits are reported at cost plus interest if the account is of the add-on type. SDCL 13-16-18 allows income from deposits and investments to be credited to either the General Fund or the fund making the investment. The School District's policy is to credit all income from deposits and investments to the General Fund, except for the Food Service and Debt Service Funds that retain its deposit or investment income. U.S. GAAP, on the other hand, requires income from deposits and investments to be reported in the fund whose assets generated that income. Where the governing board has discretion to credit deposit or investment income to a fund other than the fund that provided the resources for investment, a transfer to the designated fund is reported. Accordingly, in the fund financial statements, interfund transfers of deposit and investment earnings are reported, while in the government-wide financial statements, they have been eliminated. These interfund transfers are not violations of the statutory restrictions on interfund transfers.

Custodial Credit Risk-Deposits – Custodial credit risk is the risk that, in the event of a bank failure, the School District's deposits may not be returned. The School District's deposit policy requires deposits in excess of the depository insurance maximum to be 100% collateralized as required by South Dakota Codified Law. The financial institutions where the collateral is held must be a member of the FDIC. The School District's deposits are insured and collateralized by the South Dakota Public Deposit Protection Collateral Program. All deposits are held at First National Bank in Faith. As of June 30, 2024, the School District's bank balances were \$3,586,521. Of these deposits, \$374,312 was covered by the FDIC and the remaining balance was uninsured but collateralized with securities held by the pledging financial institution.

Restricted Cash and Investments

The School District's restricted cash for debt service are as follows:

| | |
|-----------------------------------|----------------------------|
| 2010 QSCB Bond Sinking Fund | \$ 2,622,114 |
| 2010 QSCB Redemption Certificates | <u>299,020</u> |
| Total restricted cash | <u><u>\$ 2,921,134</u></u> |

As of June 30, 2024, the School District had \$2,921,134 which was held in the South Dakota Public Fund Investment Trust Government Cash Reserve Fund (SD FIT GCR). SD FIT GCR is an unrated, external investment pool created for South Dakota local government investing. It is regulated by a nine-member board with representation from municipalities, school districts and counties.

The net asset value of the SD FIT GCR is kept at one dollar per share by adjusting the rate of return on a daily basis. Earnings are credited to each account on a monthly basis.

| | <u>Amortized Cost</u> | <u>Unfunded Commitments</u> | <u>Redemption Frequency</u> | <u>Redemption Notice Period</u> |
|------------|---------------------------|---------------------------------|---------------------------------|-------------------------------------|
| SD FIT GCR | \$ 2,921,134 | \$ - | Daily | Daily |

The SD FIT Government Cash Reserve Fund's objective is to maintain a high degree of liquidity and safety of principal through investment in short-term securities as permitted for South Dakota public agencies under South Dakota law. The fund invests public funds in obligations of the U.S. government, its agencies and instrumentalities, and that the fund's custodian takes delivery of the collateral either directly or through an authorized custodian.

Custodial Credit Risk-Investments – The risk that, in the event of the failure of the counterparty, the School District will not be able to recover collateral securities that are in the possession of an outside party. The School District does not have an investment policy for custodial risk.

Interest Rate Risk – The School District does not have a formal investment policy that limits investment maturities as a means of managing its exposure to fair value losses arising from increasing interest rates.

Credit Risk – State law limits eligible investments for the School District, as discussed above. The School District has no investment policy that would further limit its investment choices. As of June 30, 2024, the School District's cash investments in the SD FIT GCR was unrated.

Concentration of Credit Risk – The School District places no limit on the amount that may be invested in any one issuer. One hundred percent of the School District's investments are in the SD FIT GCR.

Note 3 - Changes in Capital Assets

A summary of changes in capital and right-to-use lease assets for the year ended June 30, 2024, is as follows:

Governmental Activities

| | Balance June 30, 2023 | Additions | Deletions | Balance June 30, 2024 |
|--|--------------------------|------------|--------------|--------------------------|
| Capital assets not being depreciated: | | | | |
| Land | \$ 17,377 | \$ - | \$ - | \$ 17,377 |
| Construction in progress | 89,656 | 380,415 | (163,275) | 306,796 |
| Total capital assets not being depreciated | 107,033 | 380,415 | (163,275) | 324,173 |
| Capital and right-to-use lease assets being depreciated/amortized: | | | | |
| Buildings | 5,260,650 | 163,275 | - | 5,423,925 |
| Buildings right-to-use lease assets | 69,635 | - | - | 69,635 |
| Improvements other than buildings | 17,375 | 34,587 | - | 51,962 |
| Machinery/equipment | 970,612 | 108,789 | (57,494) | 1,021,907 |
| Equipment right-to-use lease assets | 34,739 | - | - | 34,739 |
| Total capital and right-to-use lease assets being depreciated/amortized | 6,353,011 | 306,651 | (57,494) | 6,602,168 |
| Less accumulated depreciation/amortization for: | | | | |
| Buildings | (905,241) | (75,745) | - | (980,986) |
| Buildings right-to-use lease assets | (48,442) | (21,193) | - | (69,635) |
| Improvements other than buildings | (869) | (2,598) | - | (3,467) |
| Machinery/equipment | (392,629) | (40,753) | 22,481 | (410,901) |
| Equipment right-to-use lease assets | (12,738) | (6,948) | - | (19,686) |
| Total accumulated depreciation/amortization | (1,359,919) | (147,237) | 22,481 | (1,484,675) |
| Total capital and right-to-use lease assets being depreciated/amortized, net | 4,993,092 | 159,414 | (35,013) | 5,117,493 |
| Governmental activities capital and right-to-use lease assets, net | \$ 5,100,125 | \$ 539,829 | \$ (198,288) | \$ 5,441,666 |

Depreciation and amortization expense was charged to functions as follows:

| | |
|--|------------|
| Governmental activities | |
| Instruction | \$ 64,035 |
| Support services | 32,670 |
| Co-curricular activities | 50,532 |
| Total depreciation/amortization expense - governmental | \$ 147,237 |

Note 4 - Long-Term Liabilities

A summary of the changes in long-term liabilities follows:

Governmental Activities

| | Bonds Payable | | | | Total |
|--|----------------------------------|---------------------|-----------------|-------------------------|---------------------|
| | Capital Outlay Certificate | QSCB | Leases | Compensated Absences | |
| Long-term liabilities payable, July 1, 2023 | \$ 340,000 | \$ 3,000,000 | \$ 37,530 | \$ 73,161 | \$ 3,450,691 |
| Payments of debt and lease obligations | - | - | (21,475) | - | (21,475) |
| Increase in compensated absences | - | - | - | 7,472 | 7,472 |
| Long-term liabilities payable, June 30, 2024 | <u>340,000</u> | <u>3,000,000</u> | <u>16,055</u> | <u>80,633</u> | <u>3,436,688</u> |
| Current liabilities, due within one year | - | - | 7,195 | - | 7,195 |
| Noncurrent liabilities, due in more than one year | <u>\$ 340,000</u> | <u>\$ 3,000,000</u> | <u>\$ 8,860</u> | <u>\$ 80,633</u> | <u>\$ 3,429,493</u> |

Compensated absences for governmental activities typically have been liquidated from the General or Special Education Fund. The capital outlay certificate is paid from property taxes from the Capital Outlay Fund. The QSCB bonds are paid from property taxes from its own Debt Service Fund. Lease liabilities are paid from property taxes from the Capital Outlay Fund.

Series 2010 Capital Outlay Certificates are due October 20, 2027. No payment on principal is due until that time. However, semi-annual interest payments are required for the Series 2010 certificates at a rate of 6.25%. The annual payment requirements to maturity for the capital outlay certificate outstanding as of June 30, 2024, are as follows:

| Year Ended June 30: | 2010 Capital Outlay Certificate | | |
|------------------------|---------------------------------|------------------|-------------------|
| | Principal | Interest | Total |
| 2025 | \$ - | \$ 21,250 | \$ 21,250 |
| 2026 | - | 21,250 | 21,250 |
| 2027 | - | 21,250 | 21,250 |
| 2028 | <u>340,000</u> | <u>10,625</u> | <u>350,625</u> |
| Totals | <u>\$ 340,000</u> | <u>\$ 74,375</u> | <u>\$ 414,375</u> |

Series 2010 Qualified School Construction Bonds are due October 20, 2027. No payment on principal is due until that time. However semi-annual interest payments are required for the Series 2010 bonds at a rate of 6.25%. The annual payment requirements to maturity for all qualified school construction bonds outstanding as of June 30, 2024, are as follows:

| Year Ended June 30: | QSCB Bonds | | |
|------------------------|--------------|------------|--------------|
| | Principal | Interest | Total |
| 2025 | \$ - | \$ 187,500 | \$ 187,500 |
| 2026 | - | 187,500 | 187,500 |
| 2027 | - | 187,500 | 187,500 |
| 2028 | 3,000,000 | 93,750 | 3,093,750 |
| Totals | \$ 3,000,000 | \$ 656,250 | \$ 3,656,250 |

Note 5 - Leases

The School District has entered into lease agreements for copiers and building space. The School District is required to make principal and interest payments through August 2026. The lease liability was valued using discount rates of 5%, which was determined to be the School District's incremental borrowing rate at the inception of the leases. The total amount of right-to-use lease assets, and the related accumulated amortization on right-to-use lease assets, was \$104,374 and \$89,321, as of June 30, 2024, respectively.

Remaining principal and interest payments on leases are as follows:

| June 30: | Principal | Interest | Total |
|----------|-----------|----------|-----------|
| 2025 | \$ 7,195 | \$ 639 | \$ 7,834 |
| 2026 | 7,563 | 271 | 7,834 |
| 2027 | 1,297 | 8 | 1,305 |
| Totals | \$ 16,055 | \$ 918 | \$ 16,973 |

Note 6 - Restricted Net Position

The following table shows the net position restricted for other purposes as shown on the statement of net position:

| <u>Fund</u> | <u>Restricted by</u> | <u>Amount</u> |
|-------------------------------|----------------------|---------------------|
| Capital Outlay | Law | \$ 1,270,050 |
| Special Education | Law | 284,100 |
| Debt Service | Law | 2,964,721 |
| SDRS Pension Plan | Law | 168,745 |
| Food Service | Law | 38,925 |
| | | <u>38,925</u> |
| Total restricted net position | | <u>\$ 4,726,541</u> |

Note 7 - Interfund Transfers and Due from/to Other Funds

Interfund transactions for the year ended June 30, 2024, were as follows:

| | <u>Transfer to</u> | | | <u>Total</u> |
|------------------------|---------------------|--------------------------|---------------------------------|------------------|
| | <u>General Fund</u> | <u>Debt Service Fund</u> | <u>Other Governmental Funds</u> | |
| Transfer from | | | | |
| General Fund | \$ - | \$ - | \$ 24,000 | \$ 24,000 |
| Capital Outlay Fund | 15,261 | 25,847 | - | 41,108 |
| Special Education Fund | 2,326 | - | - | 2,326 |
| | <u>\$ 17,587</u> | <u>\$ 25,847</u> | <u>\$ 24,000</u> | <u>\$ 67,434</u> |

The transfer from the Capital Outlay Fund to the Debt Service Fund was made to fund the sinking fund accounts for the QSCB bonds. The QSCB debt was an obligation legally required to be repaid from proceeds of the Capital Outlay Fund tax levy, but GAAP requires the use of a debt service fund to account for the accumulation of resources to make the future debt repayment. Accordingly, the reported transfer from the Capital Outlay Fund to the Debt Service Fund is reported to comply with GAAP, and it does not result in a violation of the statutory prohibition of transfers out of the Capital Outlay Fund.

All other interfund transfers made were to supplement various fund operations or transfers of deposit and investment earnings as discussed in Note 2.

Interfund receivable and payable balances at June 30, 2024, were as follows:

| Due From | Due to General Fund |
|-------------------|--------------------------------------|
| Debt Service Fund | \$ 3,000 |
| | |
| Amounts Held | Advance from Special Education |
| General Fund | \$ 1,227 |

Note 8 - Retirement Plan

All employees working more than 20 hours per week during the year participate in the South Dakota Retirement System (SDRS). SDRS is a hybrid, defined-benefit plan designed with several defined contribution plan-type provisions and is administered by SDRS to provide retirement benefits for employees of the State of South Dakota and its political subdivisions. The SDRS provide retirement, disability and survivor benefits. The right to receive retirement benefits vests after three years of credited service. Authority for establishing, administering and amending plan provisions are found in SDCL 3-12. The SDRS issues a publicly available financial report that includes financial statements and required supplementary information. That report may be obtained at <http://sdrs.sd.gov/publications.aspx> or by writing to the SDRS, P.O. Box 1098, Pierre, SD 57501-1098 or by calling (605) 773-3731.

Benefits Provided

SDRS has four classes of members: Class A general members, Class B public safety and judicial members, Class C Cement Plant Retirement Fund members, and Class D Department of Labor and Regulation members.

Members that were hired before July 1, 2017, are Foundation members. Class A Foundation members and Class B Foundation members who retire after age 65 with three years of contributory service are entitled to an unreduced annual retirement benefit. An unreduced annual retirement benefit is also available after age 55 for Class A Foundation members where the sum of age and credited service is equal to or greater than 85 or after age 55 for Class B Foundation judicial members where the sum of age and credited service is equal to or greater than 80. Class B Foundation public safety members can retire with an unreduced annual retirement benefit after age 55 with three years of contributory service. An unreduced annual retirement benefit is also available after age 45 for Class B Foundation public safety members where the sum of age and credited service is equal to or greater than 75. All Foundation retirement benefits that do not meet the above criteria may be payable at a reduced level. Class A and B eligible spouses of Foundation members will receive a 60 percent joint survivor benefit when the member dies.

Members that were hired on/after July 1, 2017, are Generational members. Class A Generational members and Class B Generational judicial members who retire after age 67 with three years of contributory service are entitled to an unreduced annual retirement benefit. Class B Generational public safety members can retire with an unreduced annual retirement benefit after age 57 with three years of contributory service. At retirement, married Generational members may elect a single-life benefit, a 60 percent joint and survivor benefit, or a 100 percent joint and survivor benefit. All Generational retirement benefits that do not meet the above criteria may be payable at a reduced level. Generational members will also have a variable retirement account (VRA) established, in which they will receive up to 1.5 percent of compensation funded by part of the employer contribution. VRAs will receive investment earnings based on investment returns.

Legislation enacted in 2017 established the current COLA process. At each valuation date:

- Baseline actuarial accrued liabilities will be calculated assuming the COLA is equal to the long-term inflation assumption of 2.25%.
- If the fair value of assets is greater than or equal to the baseline actuarial accrued liabilities, the COLA will be:
 - The increase in the 3rd quarter CPI-W, no less than 0.5% and no greater than 3.5%.
- If the fair value of assets is less than the baseline actuarial accrued liabilities, the COLA will be:
 - The increase in the 3rd quarter CPI-W, no less than 0.5% and no greater than a restricted maximum such that, if the restricted maximum is assumed for future COLAs, the fair value of assets will be greater than or equal to the accrued liabilities.

Legislation enacted in 2021 reduced the minimum COLA from 0.5 percent to 0.0 percent.

All benefits except those depending on the member's accumulated contributions are annually increased by the cost-of-living adjustment.

Contributions

Per SDCL 3-12, contribution requirements of the active employees and the participating employers are established and may be amended by the SDRS Board. Covered employees are required by state statute to contribute the following percentages of their salary to the plan: Class A members, 6.0% of salary; Class B judicial members, 9.0% of salary; and Class B public safety members, 8.0% of salary. State statute also requires the employer to contribute an amount equal to the employee's contribution. The School District's share of contributions to the SDRS for the fiscal years ended June 30, 2024, 2023 and 2022, was \$80,569, \$67,225 and \$60,789, respectively, equal to the required contributions each year.

Pension Liability (Asset), Pension Expense, and Deferred Outflows of Resources and Deferred Inflows of Resources to Pensions

At June 30, 2023, SDRS is 100.1% funded and, accordingly, has a net pension asset. The proportionate share of the components of the net pension asset of the SDRS, for the School District as of the measurement period ending June 30, 2023, and reported by the School District as of June 30, 2024, are as follows:

| | |
|--|--------------------------|
| Proportionate share of total pension liability | \$ 6,294,467 |
| Less proportionate share of net position restricted for pension benefits | <u>6,298,707</u> |
| Proportionate share of net pension liability (asset) | <u><u>\$ (4,240)</u></u> |

At June 30, 2024, the School District reported a liability (asset) of \$(4,240) for its proportionate share of the net pension liability (asset). The net pension liability (asset) was measured as of June 30, 2023, and the total pension liability (asset) used to calculate the net pension liability (asset) was based on a projection of the School District's share of contributions to the pension plan relative to the contributions of all participating entities. At June 30, 2023, the School District's proportion was 0.04343800%, which was an increase of 0.0010250% from its proportion measured as of June 30, 2022.

For the year ended June 30, 2024, the School District recognized an increase of pension expense of \$8,814. At June 30, 2024, the School District reported deferred outflows of resources and deferred inflows of resources related to pension from the following sources:

| | <u>Deferred Outflows of Resources</u> | <u>Deferred Inflows of Resources</u> |
|---|---|--|
| Difference between expected and actual experience | \$ 120,178 | \$ - |
| Changes in assumption | 144,951 | 211,886 |
| Net difference between projected and actual earnings on pension plan investments | 28,227 | - |
| Changes in proportion and difference between School District contributions and proportionate share of contributions | 4,363 | 1,895 |
| School District contributions subsequent to the measurement date | <u>80,567</u> | <u>-</u> |
| Total | <u><u>\$ 378,286</u></u> | <u><u>\$ 213,781</u></u> |

There is \$80,567 reported as deferred outflow of resources related to pensions resulting from School District contributions subsequent to the measurement date that will be recognized as a reduction of the net pension liability in the year ending June 30, 2025.

Other amounts reported as deferred outflows of resources and deferred inflows of resources related to pensions will be recognized in pension expense (revenue) as follows:

| | <u>Year Ended June 30:</u> | |
|-------|----------------------------|------------------|
| 2025 | | \$ 59,081 |
| 2026 | | (63,095) |
| 2027 | | 82,177 |
| 2028 | | <u>5,775</u> |
| Total | | <u>\$ 83,938</u> |

Actuarial Assumptions

The total pension liability (asset) in the June 30, 2023, actuarial valuation was determined using the following actuarial assumptions, applied to all periods included in the measurement:

| | |
|------------------|---|
| Inflation | 2.50 percent |
| Salary Increases | Graded by years of service, from 7.66% at entry to 3.15% after 25 years of Service. |
| Discount Rate | 6.50% net of plan investment expense. This is composed of an average inflation rate of 2.50% and real returns of 4.00%. |
| Future COLAs | 1.91% |

Mortality Rates:

All mortality rates based on Pub-2010 amount-weighted mortality tables, projected generationally with improvement scale MP-2020.

- Active and Terminated Vested Members:
 - Teachers, Certified Regents, and Judicial: PubT-2010
 - Other Class A Members: PubG-2010
 - Public Safety Members: PubS-2010
- Retired Members:
 - Teachers, Certified Regents, and Judicial Retirees: PubT-2010, 108% of rates above age 65
 - Other Class A Retirees: PubG-2010, 93% of rates through age 74, increasing by 2% per year until 111% of rates at age 83 and above
 - Public Safety Retirees: PubS-2010, 102% of rates at all ages
- Beneficiaries:
 - PubG-2010 contingent survivor mortality table
- Disabled Members:
 - Public Safety: PubS-2010 disabled member mortality table
 - Others: PubG-2010 disabled member mortality table

The actuarial assumptions used in the June 30, 2023, valuation were based on the results of an actuarial experience study for the period of July 1, 2016, to June 30, 2022.

Investment portfolio management is the statutory responsibility of the South Dakota Investment Council (SDIC), which may utilize the services of external money managers for management of portion of the portfolio. SDIC is governed by the Prudent Man Rule (i.e., the council should use the same degree of care as a prudent man). Current SDIC investment policies dictate limits on the percentage of assets invested in various types of vehicles (equities, fixed income securities, real estate, cash, private equity, etc.). The long-term expected rate of return on pension plan investments was determined using a method in which best-estimate ranges of expected future real rates of return (expected returns, net of pension plan investment expense and inflation) are developed for each major asset class. These ranges are combined to produce the long-term expected rate of return by weighting the expected future real rates of return by the target asset allocation percentage and by adding expected inflation. Best estimates of real rates of return for each major asset class included in the pension plan's target asset allocation as of June 30, 2023, (see the discussion of the pension plan's investment policy) are summarized in the following table using geometric means:

| <u>Asset Class</u> | <u>Target Allocation</u> | <u>Long-Term Expected Real Rate of Return</u> |
|-----------------------|------------------------------|---|
| Public Equity | 56.3% | 3.8% |
| Investment Grade Debt | 22.8% | 1.7% |
| High Yield Debt | 7.0% | 2.7% |
| Real Estate | 12.0% | 3.5% |
| Cash | 1.9% | 0.8% |
| Total | <u>100%</u> | |

Discount Rate

The discount rate used to measure the total pension liability (asset) was 6.50%. The projection of cash flows used to determine the discount rate assumed that plan member contributions will be made at the current contribution rate and that matching employer contributions will be made at rates equal to the member rate. Based on these assumptions, the pension plan's fiduciary net position was projected to be available to make all future benefit payments of current plan members. Therefore, the long-term expected rate of return on pension plan investments was applied to all periods of projected benefit payments to determine the total pension liability (asset).

Sensitivity of Liability (Asset) to Change in the Discount Rate

The following presents the School District's proportionate share of net pension liability (asset) calculated using the discount rate of 6.50% as well as what the School District's proportionate share of the net pension liability (asset) would be if it were calculated using a discount rate that is 1-percentage point lower (5.50%) or 1-percentage point higher (7.50%) than the current rate:

| | <u>1% Decrease</u> | <u>Current Discount Rate</u> | <u>1% Increase</u> |
|--|------------------------|--------------------------------------|------------------------|
| School District's proportionate share of the net pension liability (asset) | \$ 868,998 | \$ (4,240) | \$ (718,382) |

Pension Plan Fiduciary Net Position

Detailed information about the plan's fiduciary net position is available in the separately issued SDRS financial report.

Note 9 - Joint Ventures

The School District participates in the Northwest Area Schools (NWA) Multi-District Education Cooperative, a cooperative service unit (Co-op) formed for the purpose of providing vocational and special education services to the member school districts.

The members of the Co-op and their relative percentage participation in the Co-op are as follows:

| | |
|---|---------|
| Dupree School District No. 64-2 | 12.50% |
| Faith School District No. 46-2 | 12.50% |
| Harding County School District No. 31-1 | 12.50% |
| Smee School District No. 15-3 | 12.50% |
| Tiospaye Topa School | 12.50% |
| McIntosh School District No. 15-1 | 12.50% |
| McLaughlin School District No. 15-2 | 12.50% |
| Timber Lake School District No. 20-3 | 12.50% |
| | 100.00% |

The Co-op's governing board is composed of eight representatives, one from each member school district, who are school board members. The board is responsible for adopting the Co-op's budget and setting service fees at a level adequate to fund the adopted budget.

The School District retains no equity in the net position of the Co-op, but does have responsibility to fund deficits of the Co-op. As of June 30, 2024, this joint venture had fund equity of \$1,812,558 and liabilities of \$207,008. Separate financial statements for this joint venture are available from the Northwest Area Schools Multi-District Education Cooperative.

Note 10 - Risk Management

The School District is exposed to various risk of loss related to torts; theft of, damage to, and destruction of assets; errors and omissions; injuries to employees; and natural disasters. During the year ended June 30, 2024, the School District managed its risks as follows:

Employee Health Insurance

The School District purchases health insurance for its employees from South Dakota School District Benefits Fund (SD SDBF). This is a public entity risk pool currently operating as a common risk management and insurance program for South Dakota local governmental entities. The School District pays a monthly premium to the pool to provide health insurance coverage for its employees. The pool purchases reinsurance coverage with the premiums it receives from the members.

The School District does not carry any additional health insurance to pay claims in excess of SD SDBF limits. Settled claims from these risks have not exceeded the liability coverage during the past three years.

Liability Insurance

The School District joined the Associated School Boards of South Dakota Property Liability Fund (ASBSD-PLF), a public entity risk pool currently operating as a common risk management and insurance program for South Dakota school districts. The objective of the ASBSD-PLF is to administer and provide risk management services and risk sharing facilities to the members and to defend and protect the members against liability, to advise members on loss control guidelines and procedures, and to provide them with risk management services, loss control, and risk reduction information, and to obtain lower costs for that coverage. The School District's responsibility is to promptly report to, and cooperate with, the ASBSD-PLF to resolve any incident which could result in a claim being made by or against the School District.

The School District pays an annual premium to provide liability coverage, detailed below, under a claims-made policy, and the premiums are accrued based on the ultimate cost of the experience-to-date of the ASBSD-PLF member, based on their exposure or type of coverage. The School District pays an annual premium to provide coverage related to crime, theft of or damage to property, general liability, automobile liability, and boiler and machinery.

The agreement with ASBSD-PLF provides that the above coverage will be provided to a \$5,000,000 limit. Member premiums are used by the pool for payment of claims and to pay for re-insurance for claims in excess of \$100,000 to the upper limit. The School District carries no deductible for general liability and automobile liability coverages, \$1,000 for crime and boiler and machinery, deductibles ranging from \$2,500 - \$10,000 for theft or damage to property, \$5,000 defense only claims, and \$10,000 school board legal liability claims deductible for the school board legal liability coverage.

The School District does not carry additional insurance to cover claims in excess of the upper limit. Settled claims resulting from these risks have not exceeded the liability coverage during the past three years.

Workers' Compensation

The School District participates, with several other educational units and related organizations in South Dakota, in the Associated School Boards of South Dakota Workers' Compensation Fund Pool which provides workers' compensation insurance coverage for participating members of the pool. The objective of the pool is to formulate, develop and administer, on behalf of the member organizations, a program of workers' compensation coverage, to obtain lower costs for that coverage, and to develop a comprehensive loss control program. The School District's responsibility is to initiate and maintain a safety program to give its employees safe and sanitary working conditions and to promptly report to, and cooperate with, the pool to resolve any workers' compensation claims. The School District pays an annual premium, to provide workers' compensation coverage for its employees under a retrospectively rated policy, and the premiums are accrued based on the ultimate cost of the experience-to-date of the pool members.

The School District may also be responsible for additional assessments in the event the pool is determined by its board of trustees to have inadequate reserves to satisfy current obligations or judgments. Additional assessments, if any, are to be determined on a prorated basis based upon each participant's percentage of contribution in relation to the total contributions to the pool of all participants for the year in which the shortfall occurs. The pool provides loss coverage to all participants through pool-retained risk retention and through insurance coverage purchased by the pool in excess of the retained risk. The pool pays the first \$500,000 of any claim per individual. The pool has reinsurance which covers up to \$1,000,000 per individual, per incident.

The School District does not carry additional insurance to cover claims in excess of the upper limit. Settled claims resulting from these risks have not exceeded the liability coverage during the past three years.

Unemployment Benefits

The School District provides for unemployment benefits by paying into the Unemployment Compensation Fund established by state law and managed by the State of South Dakota.

During the year ended June 30, 2024, there were no claims for unemployment benefits. At June 30, 2024, no claim had been filed for unemployment benefits and none are anticipated in the next fiscal year.

Note 11 - Commitments and Contingencies

At June 30, 2024, the School District was not involved in any litigation. Outstanding commitments related to construction in progress as of June 30, 2024, was approximately \$603,000.

Note 12 - Violations of Finance Related Legal and Contractual Provisions

The School District is prohibited by statute from spending in excess of appropriated amounts at the fund level. The Capital Outlay Fund had significant overdrafts of expenditures compared to appropriations in the amount of \$166,101 for the year ended June 30, 2024. The School Board and management plans to increase monitoring and oversight of the annual budget process and improved monitoring of budget-to-actual expenditures for identification of a need to supplement original budgeted appropriations.



Required Supplementary Information
June 30, 2024

Faith School District No. 46-2

Faith School District No. 46-2
 Budgetary Comparison Schedule – General Fund
 Year Ended June 30, 2024

| | Budgeted Amounts | | Actual Amounts (Budgetary Basis) | Variance with Final Budget Positive (Negative) |
|---|------------------|------------------|---|---|
| | Original | Final | | |
| Revenues | | | | |
| 1000 Revenue from local sources | | | | |
| 1100 Taxes | | | | |
| 1100 Ad valorem taxes | \$ 300,000 | \$ 300,000 | \$ 230,567 | \$ (69,433) |
| 1120 Prior years' ad valorem taxes | 1,200 | 1,200 | 261 | (939) |
| 1140 Utility taxes | 25,000 | 25,000 | 24,615 | (385) |
| 1190 Penalties and interest on taxes | 1,500 | 1,500 | 1,064 | (436) |
| 1500 Earnings on investments and deposits | 1,500 | 1,500 | 15,195 | 13,695 |
| 1700 Co-curricular activities | | | | |
| 1710 Admissions | 19,950 | 19,950 | 20,942 | 992 |
| 1790 Other pupil activity income | 95,000 | 95,000 | 137,023 | 42,023 |
| 1900 Other revenue from local sources | | | | |
| 1920 Contributions and donations | 1,000 | 1,000 | 807 | (193) |
| 1950 Refund of prior years' expenditures | 500 | 500 | 551 | 51 |
| 1990 Other | 2,500 | 2,500 | 7,150 | 4,650 |
| 2000 Revenue from intermediate sources | | | | |
| 2100 County source | | | | |
| 2110 County apportionment | 18,000 | 18,000 | 15,936 | (2,064) |
| 3000 Revenue from state sources | | | | |
| 3100 Grants-in-aid | | | | |
| 3110 Unrestricted grants-in-aid | 1,435,100 | 1,435,100 | 1,438,772 | 3,672 |
| 3120 Restricted grants-in-aid | - | 228,988 | 350 | (228,638) |
| 4000 Revenue from federal sources | | | | |
| 4100 Grants-in-aid | | | | |
| 4120 Unrestricted grants-in-aid received from federal government through the state | 10,000 | 10,000 | 7,575 | (2,425) |
| 4140 Restricted grants-in-aid received directly from federal government | 8,840 | 8,840 | - | (8,840) |
| 4150-4199 Restricted grants-in-aid received from federal government through the state | 277,625 | 277,625 | 231,391 | (46,234) |
| Total revenue | <u>2,197,715</u> | <u>2,426,703</u> | <u>2,132,199</u> | <u>(294,504)</u> |

Faith School District No. 46-2
 Budgetary Comparison Schedule – General Fund
 Year Ended June 30, 2024

| | Budgeted Amounts | | Actual Amounts (Budgetary Basis) | Variance with Final Budget Positive (Negative) |
|---|---------------------|---------------------|---|---|
| | Original | Final | | |
| Expenditures | | | | |
| 1000 Instruction | | | | |
| 1100 Regular program | | | | |
| 1110 Elementary | 464,915 | 551,815 | 535,109 | 16,706 |
| 1120 Middle/junior high | 108,290 | 125,790 | 121,028 | 4,762 |
| 1130 High school | 443,025 | 710,125 | 427,689 | 282,436 |
| 1200 Special programs | | | | |
| 1270 Educationally deprived | 185,350 | 185,350 | 174,743 | 10,607 |
| 2000 Support services | | | | |
| 2100 Pupils | | | | |
| 2120 Guidance | 14,700 | 15,630 | 14,703 | 927 |
| 2130 Health | 1,600 | 1,600 | 360 | 1,240 |
| 2200 Instructional staff | | | | |
| 2210 Improvement of instruction | 6,000 | 12,400 | 8,126 | 4,274 |
| 2220 Educational media | 60,550 | 64,100 | 64,364 | (264) |
| 2300 General administration | | | | |
| 2310 Board of Education | 51,625 | 54,125 | 43,892 | 10,233 |
| 2320 Executive administration | 71,250 | 76,200 | 75,391 | 809 |
| 2400 School administration | | | | |
| 2410 Office of the Principal | 69,400 | 72,500 | 70,962 | 1,538 |
| 2440 Title I Director | 11,550 | 11,550 | 12,058 | (508) |
| 2490 Other | 56,800 | 59,825 | 58,838 | 987 |
| 2500 Business | | | | |
| 2520 Fiscal services | 74,000 | 77,010 | 75,374 | 1,636 |
| 2540 Operation and maintenance of plant | 275,500 | 316,175 | 331,909 | (15,734) |
| 2550 Pupil transportation | 45,000 | 45,000 | 31,360 | 13,640 |
| 6000 Co-curricular activities | | | | |
| 6100 Male activities | 40,200 | 66,355 | 65,662 | 693 |
| 6200 Female activities | 32,950 | 41,700 | 42,463 | (763) |
| 6500 Transportation | 40,050 | 40,050 | 34,481 | 5,569 |
| 6900 Combined activities | 132,460 | 153,960 | 169,425 | (15,465) |
| 7000 Contingencies | 86,000 | 86,000 | - | 86,000 |
| Amount transferred | - | (85,275) | - | (85,275) |
| Total expenditures | <u>2,271,215</u> | <u>2,681,985</u> | <u>2,357,937</u> | <u>324,048</u> |
| Revenue over (under) expenditures | <u>(73,500)</u> | <u>(255,282)</u> | <u>(225,738)</u> | <u>29,544</u> |
| Other Financing Sources (Uses) | | | | |
| 5110 Transfers in | 50,000 | 50,000 | 17,587 | (32,413) |
| 8110 Transfers out | (24,060) | (24,060) | (24,000) | 60 |
| Total other financing sources (uses) | <u>25,940</u> | <u>25,940</u> | <u>(6,413)</u> | <u>(32,353)</u> |
| Net Change in Fund Balance | (47,560) | (229,342) | (232,151) | (2,809) |
| Fund Balance - Beginning | <u>1,322,998</u> | <u>1,322,998</u> | <u>1,322,998</u> | <u>-</u> |
| Fund Balance - Ending | <u>\$ 1,275,438</u> | <u>\$ 1,093,656</u> | <u>\$ 1,090,847</u> | <u>\$ (2,809)</u> |

Faith School District No. 46-2
Budgetary Comparison Schedule – Capital Outlay
Year Ended June 30, 2024

| | Budgeted Amounts | | Actual Amounts (Budgetary Basis) | Variance with Final Budget Positive (Negative) |
|---|---------------------|---------------------|---|---|
| | Original | Final | | |
| Revenues | | | | |
| 1000 Revenue from local sources | | | | |
| 1100 Taxes | | | | |
| 1110 Ad valorem taxes | \$ 415,425 | \$ 415,425 | \$ 452,992 | \$ 37,567 |
| 1120 Prior years' ad valorem taxes | 1,000 | 1,000 | 45 | (955) |
| 1190 Penalties and interest on taxes | 1,500 | 1,500 | 1,111 | (389) |
| 1500 Earnings on investments and deposits | 1,500 | 1,500 | 15,261 | 13,761 |
| Total revenue | <u>419,425</u> | <u>419,425</u> | <u>469,409</u> | <u>49,984</u> |
| Expenditures | | | | |
| 2500 Support services - business | | | | |
| 2540 Operation and maintenance of plant | 299,575 | 299,575 | 480,692 | (181,117) |
| 5000 Debt services | 37,850 | 37,850 | 22,834 | 15,016 |
| Total expenditures | <u>337,425</u> | <u>337,425</u> | <u>503,526</u> | <u>(166,101)</u> |
| Revenue over expenditures | <u>82,000</u> | <u>82,000</u> | <u>(34,117)</u> | <u>(116,117)</u> |
| Other Financing Sources (Uses) | | | | |
| 8110 Transfers out | (82,000) | (82,000) | (41,108) | 40,892 |
| 5130 Sale of surplus property | - | - | 8,500 | 8,500 |
| Total other financing sources (uses) | <u>(82,000)</u> | <u>(82,000)</u> | <u>(32,608)</u> | <u>49,392</u> |
| Net Change in Fund Balance | - | - | (66,725) | (66,725) |
| Fund Balance - Beginning | <u>1,580,793</u> | <u>1,580,793</u> | <u>1,580,793</u> | <u>-</u> |
| Fund Balance - Ending | <u>\$ 1,580,793</u> | <u>\$ 1,580,793</u> | <u>\$ 1,514,068</u> | <u>\$ (66,725)</u> |

Faith School District No. 46-2
Budgetary Comparison Schedule – Special Education
Year Ended June 30, 2024

| | Budgeted Amounts | | Actual Amounts (Budgetary Basis) | Variance with Final Budget Positive (Negative) |
|---|-------------------|-------------------|---|---|
| | Original | Final | | |
| Revenues | | | | |
| 1000 Revenue from local sources | | | | |
| 1100 Taxes | | | | |
| 1100 Ad valorem taxes | \$ 235,000 | \$ 235,000 | \$ 246,367 | \$ 11,367 |
| 1120 Prior years' ad valorem taxes | 500 | 500 | 26 | (474) |
| 1190 Penalties and interest on taxes | 600 | 600 | 618 | 18 |
| 1500 Earnings on investments and deposits | 400 | 400 | 2,326 | 1,926 |
| 4000 Revenue from federal sources | | | | |
| 4100 Grants-in-aid | | | | |
| 4150-4199 Restricted grants-in-aid received from federal government through the state | 8,350 | 8,350 | - | (8,350) |
| Total revenue | <u>244,850</u> | <u>244,850</u> | <u>249,337</u> | <u>4,487</u> |
| Expenditures | | | | |
| 1200 Special program | | | | |
| 1220 Programs for special education | 174,850 | 179,350 | 157,837 | 21,513 |
| 2000 Support services | | | | |
| 2100 Pupils | | | | |
| 2140 Psychological | 1,000 | 1,000 | - | 1,000 |
| 2150 Speech pathology | 12,500 | 12,500 | 1,512 | 10,988 |
| 2160 Audiology services | 2,000 | 2,000 | - | 2,000 |
| 2170 Student therapy services | 13,000 | 13,000 | 4,746 | 8,254 |
| 2700 Support Services | | | | |
| 2710 Administrative costs | 38,200 | 38,200 | 36,892 | 1,308 |
| Total expenditures | <u>241,550</u> | <u>246,050</u> | <u>200,987</u> | <u>45,063</u> |
| Revenue over expenditures | <u>3,300</u> | <u>(1,200)</u> | <u>48,350</u> | <u>49,550</u> |
| Other financing sources (uses) | | | | |
| 8110 Transfers out | 3,300 | 3,300 | (2,326) | (5,626) |
| Total other financing sources (uses) | <u>3,300</u> | <u>3,300</u> | <u>(2,326)</u> | <u>(5,626)</u> |
| Net Change in Fund Balance | 6,600 | 2,100 | 46,024 | 43,924 |
| Fund Balance - Beginning | <u>237,226</u> | <u>237,226</u> | <u>237,226</u> | <u>-</u> |
| Fund Balance - Ending | <u>\$ 243,826</u> | <u>\$ 239,326</u> | <u>\$ 283,250</u> | <u>\$ 43,924</u> |

Note 1 - Basis of Presentation

The budgetary comparison schedules are adopted and have been prepared on a basis consistent with generally accepted accounting principles (GAAP). The budgetary comparison schedules present expenditures for capital outlay purposes within each function.

Note 2 - Budgetary Legal Requirements

South Dakota Codified Law prescribes the budgetary procedures to be followed by the School District as follows:

1. Prior to the first regular board meeting in May of each year, the School Board causes to be prepared a proposed budget for the next fiscal year according to the budgetary standards prescribed by the Auditor General.
2. The proposed budget is considered by the School Board at the first regular meeting held in the month of May of each year.
3. The proposed budget is published for public review no later than July 15 each year.
4. Public hearings are held to solicit taxpayer input prior to the approval of the budget.
5. Before October 1 of each year, the School Board must approve the budget for the ensuing fiscal year for each fund, except fiduciary funds.
6. After adoption by the School Board, the operating budget is legally binding at the fund level and actual expenditures of each fund cannot exceed the amounts budgeted for that fund, except as indicated in number 8.
7. A line item for contingencies may be included in the annual budget. Such a line item may not exceed 5 percent of the total School District budget and may be transferred by resolution of the School Board to any other budget category, except for capital outlay, that is deemed insufficient during the year.
8. If it is determined during the year that sufficient amounts have not been budgeted, state statute allows adoption of supplemental budgets when moneys are available to increase legal spending authority.
9. Unexpended appropriations lapse at year-end unless encumbered by resolution of the School Board.
10. Formal budgetary integration is employed as a management control device during the year for the General Fund and special revenue funds.

Schedule of Employer's Share of Net Pension Liability (Asset) and Schedule of Employer's Contributions
June 30, 2024

**Schedule of Employer's Share of Net Pension Liability (Asset)
Last 10 Fiscal Years**

| Pension Plan | Measurement Date | Employer's Proportion (Percentage) of the Net Pension Liability (Asset) | Employer's Proportionate Share (Amount) of the Net Pension Liability (Asset) (a) | Employer's Covered Payroll (b) | Employer's Proportionate Share of the Net Pension Liability (Asset) as a Percentage of its Covered Payroll (a/b) | Plan Fiduciary Net Position as a Percentage of the Total Pension Liability (Asset) |
|--------------|------------------|---|--|--------------------------------|--|--|
| SDRS | 6/30/2024 | 0.0434380% | \$ (4,240) | \$ 1,120,430 | -0.38% | 100.10% |
| SDRS | 6/30/2023 | 0.0424130% | (4,008) | 1,013,152 | -0.40% | 101.10% |
| SDRS | 6/30/2022 | 0.0463910% | (355,276) | 1,046,257 | -33.96% | 105.52% |
| SDRS | 6/30/2021 | 0.0449530% | (1,952) | 987,572 | -0.20% | 100.04% |
| SDRS | 6/30/2020 | 0.0458225% | (4,856) | 974,352 | -0.50% | 100.09% |
| SDRS | 6/30/2019 | 0.0495173% | (1,155) | 1,029,416 | -0.11% | 100.02% |
| SDRS | 6/30/2018 | 0.0490322% | (4,450) | 996,506 | -0.45% | 100.10% |
| SDRS | 6/30/2017 | 0.0461941% | 156,039 | 879,980 | 17.73% | 96.89% |
| SDRS | 6/30/2016 | 0.0481345% | (204,152) | 897,683 | -22.74% | 104.10% |
| SDRS | 6/30/2015 | 0.0518585% | (373,619) | 900,553 | -41.49% | 107.30% |

**Schedule of Employer's Contributions
Last 10 Fiscal Years**

| Pension Plan | Fiscal Year Ending | Statutorily Required Contributions (a) | Contributions in Relation to the Statutorily Required Contribution (b) | Contribution Deficiency (Excess) (a-b) | Covered Payroll (d) | Contributions as a Percentage of Covered Payroll (b/d) |
|--------------|--------------------|--|--|--|---------------------|--|
| SDRS | 6/30/2024 | \$ 80,983 | \$ 80,569 | \$ 414 | \$ 1,349,709 | 6.0% |
| SDRS | 6/30/2023 | 67,225 | 67,225 | - | 1,120,430 | 6.0% |
| SDRS | 6/30/2022 | 60,789 | 60,789 | - | 1,013,152 | 6.0% |
| SDRS | 6/30/2021 | 62,776 | 62,776 | - | 1,046,257 | 6.0% |
| SDRS | 6/30/2020 | 59,195 | 59,195 | - | 987,572 | 6.0% |
| SDRS | 6/30/2019 | 58,461 | 58,461 | - | 974,352 | 6.0% |
| SDRS | 6/30/2018 | 61,765 | 61,765 | - | 1,029,416 | 6.0% |
| SDRS | 6/30/2017 | 59,790 | 59,790 | - | 996,506 | 6.0% |
| SDRS | 6/30/2016 | 52,799 | 52,799 | - | 879,980 | 6.0% |
| SDRS | 6/30/2015 | 53,861 | 53,861 | - | 897,683 | 6.0% |

Changes from Prior Valuation

The June 30, 2023, actuarial valuation reflects no changes to the plan provisions or actuarial methods and one change to the actuarial assumptions from the June 30, 2022, actuarial valuation. The details of the changes since the last valuation are as follows.

Benefit Provision Changes

During the 2023 legislative session, no significant SDRS benefit changes were made and emergency medical services personnel prospectively became Class B Public Safety members.

Actuarial Method Changes

No changes in actuarial methods were made since the prior valuation.

Actuarial Assumption Changes

The SDRS COLA equals the percentage increase in the most recent third calendar quarter CPI-W over the prior year, no less than 0% and no greater than 3.5%. However, if the FVFR assuming the long-term COLA is equal to the baseline COLA assumption (currently 2.25%) is less than 100%, the maximum COLA payable will be limited to the increase that, if assumed on a long-term basis, results in a FVFR equal to or exceeding 100%.

As of June 30, 2022, the FVFR assuming the long-term COLA is equal to the baseline COLA assumption (2.25%) was less than 100% and the July 2023 SDRS COLA was limited to a restricted maximum of 2.10%. For the June 30, 2022, actuarial valuation, future COLAs were assumed to equal the restricted maximum COLA assumption of 2.10%.

As of June 30, 2023, the FVFR assuming future COLAs equal to the baseline COLA assumption of 2.25% is again less than 100% and the July 2024 SDRS COLA is limited to a restricted maximum of 1.91%. The July 2024 SDRS COLA will equal inflation, between 0% and 1.91%. For this June 30, 2023, actuarial valuation, future COLAs were assumed to equal the restricted maximum COLA of 1.91%.

Actuarial assumptions are reviewed for reasonability annually and reviewed in depth periodically, with the next experience analysis anticipated before the June 30, 2027, actuarial valuation and any recommended changes approved by the Board of Trustees are anticipated to be first implemented in the June 30, 2027, actuarial valuation.



Independent Auditor’s Report on Internal Control over Financial Reporting and on Compliance and Other Matters Based on an Audit of Financial Statements Performed in Accordance with *Government Auditing Standards*

To the School Board
Faith School District No. 46-2

We have audited, in accordance with auditing standards generally accepted in the United States of America and the standards applicable to financial audits contained in *Government Auditing Standards*, issued by the Comptroller General of the United States (*Government Auditing Standards*), the financial statements of the governmental activities, each major fund, and the aggregate remaining fund information of Faith School District No. 46-2, Meade County, South Dakota (the School District), as of and for the year ended June 30, 2024, and the related notes to the financial statements, which collectively comprise the School District’s basic financial statements, and have issued our report thereon dated December 12, 2024.

Report on Internal Control over Financial Reporting

In planning and performing our audit of the financial statements, we considered the School District’s internal control over financial reporting (internal control) as a basis for designing audit procedures that are appropriate in the circumstances for the purpose of expressing our opinions on the financial statements, but not for the purpose of expressing an opinion on the effectiveness of the School District’s internal control. Accordingly, we do not express an opinion on the effectiveness of the School District’s internal control.

Our consideration of internal control was limited for the purpose described in the preceding paragraph and was not designed to identify all deficiencies in internal control that might be material weaknesses or significant deficiencies and, therefore, material weaknesses or significant deficiencies may exist that have not been identified. However, as described in the accompanying auditor’s comments, we identified certain deficiencies in internal control that we consider to be a material weakness or significant deficiency.

A deficiency in internal control exists when the design or operation of a control does not allow management or employees, in the normal course of performing their assigned functions, to prevent, or detect and correct, misstatements on a timely basis. A *material weakness* is a deficiency, or a combination of deficiencies, in internal control, such that there is a reasonable possibility that a material misstatement of the School District’s financial statements will not be prevented, or detected and corrected on a timely basis. We consider the deficiencies described in the accompany auditor’s comments as items 2024-001 and 2024-002 to be material weaknesses.

A *significant deficiency* is a deficiency, or a combination of deficiencies, in internal control that is less severe than a material weakness, yet important enough to merit attention by those charged with governance. We consider the deficiency described in the accompanying auditor's comments as item 2024-003 to be a significant deficiency.

Report on Compliance and Other Matters

As part of obtaining reasonable assurance about whether the School District's financial statements are free from material misstatement, we performed tests of its compliance with certain provisions of laws, regulations, contracts, and grant agreements, noncompliance with which could have a direct and material effect on the financial statements. However, providing an opinion on compliance with those provisions was not an objective of our audit, and, accordingly, we do not express such an opinion. The results of our tests disclosed instances of noncompliance or other matters that are required to be reported under *Government Auditing Standards* and which is described in the accompanying auditor's comments as item 2024-003.

Faith School District No. 46-2's Responses to Findings

Government Auditing Standards requires the auditor to perform limited procedures on the School District's responses to the findings identified in our audit and described in the accompanying auditor's comments. The School District's responses were not subjected to the other auditing procedures applied in the audit of the financial statements and, accordingly, we express no opinion on the responses.

Purpose of this Report

The purpose of this report is solely to describe the scope of our testing of internal control and compliance and the results of that testing, and not to provide an opinion on the effectiveness of the School District's internal control or on compliance. This report is an integral part of an audit performed in accordance with *Government Auditing Standards* in considering the School District's internal control and compliance. Accordingly, this communication is not suitable for any other purpose. As required by South Dakota Codified Law 4-11-11, this report is a matter of public record, and its distribution is not limited.



Aberdeen, South Dakota
December 12, 2024

2024-001 Segregation of Duties

Material Weakness

Condition: The School District has a lack of segregation of duties in certain areas due to a limited staff.

Criteria: A good system of internal accounting control contemplates an adequate segregation of duties so that no one individual handles a transaction from its inception to its completion and that manual journal entries posted to account balances are reviewed by an individual separate from the preparer for proper reasonableness and business purpose.

Cause: The School District has insufficient number of staff to adequately separate duties in key accounting functions and review of manual journal entries.

Effect: This condition increases the risk that fraud or errors might occur in the financial reporting process and not be detected and corrected on a timely basis by employees in the normal course of performing their assigned function.

Recommendation: While it is recognized that the number of office staff may not be large enough to permit an adequate segregation of duties in all respects, it is important that management and those charged with governance be aware of this condition. We recommend that the School Board exercise adequate oversight of the accounting function.

Management's Response: The Faith School District No. 46-2 is a small school district and has limited office staff which does not permit the complete segregation of duties. The School District has in place an internal control procedure to fit our office size. To have proper segregation of duties per audit standards, the School District would need to hire additional office staff. This is not feasible or economically possible for a school district of our size.

2024-002 Preparation of Financial Statements and Footnotes, Audit Journal Entries and Passed Audit Adjustment**Material Weakness**

Condition: The School District requested the external auditors to assist in the preparation of the financial statements and related footnotes for the year ended June 30, 2024. As part of the financial statement preparation process, at times, the external auditors proposed audit adjustments that were not identified as a result of the School District's existing internal controls and, therefore, could result in a misstatement of the School District's financial statements.

Criteria: The School District's internal control structure should be designed to provide for the preparation of the financial statements and footnotes, which includes having an adequate system for recording and processing entries material to the financial statements being audited in accordance with generally accepted accounting principles.

Cause: The limited size of the School District's staff and resources cause the inability to prepare the financial statements and footnotes and could result in identified misstatements that cause the need for auditors to, at times, propose material audit adjustments.

Effect: This condition may affect the School District's ability to record, process, summarize, and report financial data consistent with the assertions of management in the financial statements, and the existence of auditor-proposed adjustments and management-elected passed adjustments increases the risk that further misstatements potentially remain undetected in the financial statements.

Recommendation: This circumstance is not unusual in an organization of this size. It is the responsibility of management and those charged with governance to make the decision whether to accept the degree of risk associated with this condition because of cost or other considerations. Also, management and those charged with governance should continually be aware of the financial reporting of the School District and change in reporting requirements and should perform a thorough review of all transactions and amounts presented in annual financial statements to identify any potential material misstatements.

Management's Response: The Faith School District No. 46-2 requested the auditor's assistance in preparation of the financial statements and the related footnotes due to cost/benefit and other considerations. At times, we acknowledge the auditors identify material audit adjustments and accept the risk associated with these conditions.

2024-003 Overspending of Budgeted Appropriations

Significant Deficiency and Noncompliance

Condition: The School District expended amounts in excess of budgeted appropriations within the Capital Outlay Fund by \$166,101 for the year ended June 30, 2024.

Criteria: South Dakota Codified Law 13-11-2 prescribes the requirements of the annual school budget.

Cause: Management of the School District did not identify that expenditures were incurred in excess of original budgeted appropriations in order to propose and pass a supplemental budget to increased appropriation amounts.

Effect: This occurrence resulted in overspending of appropriations in the Capital Outlay Fund and noncompliance with the pertinent provisions of South Dakota Codified Law related to school districts.

Recommendation: We recommend management exercise greater oversight of expenditures compared to budget, particularly near year end, to ensure overspending of budgeted appropriations does not occur, or to identify if supplemental budgets are proposed and passed as necessary.

Management's Response: Management agrees with the finding and will exercise increased oversight over budget-to-actual expenditures.