

**HAAKON SCHOOL DISTRICT
NO. 27-1**

INDEPENDENT AUDITOR'S REPORTS,
FINANCIAL STATEMENTS, AND
SUPPLEMENTARY INFORMATION

JUNE 30, 2017

CASEY  PETERSON
Leading the Way.

RAPID CITY, SOUTH DAKOTA
GILLETTE, WYOMING

Haakon School District No. 27-1
Table of Contents
June 30, 2017

	<u>PAGE</u>
Independent Auditor's Report on Internal Control Over Financial Reporting and on Compliance and Other Matters Based on an Audit of Financial Statements Performed in Accordance With <i>Government Auditing Standards</i>	1 - 2
Schedule of Findings and Management's Responses (Unaudited)	3
Independent Auditor's Report	5 - 6
Management's Discussion and Analysis (Unaudited)	7 - 14
BASIC FINANCIAL STATEMENTS	
<i>Government-wide Financial Statements:</i>	
Statement of Net Position	16 - 17
Statement of Activities	18 - 19
<i>Fund Financial Statements:</i>	
Balance Sheet - Governmental Funds	20 - 21
Reconciliation of the Governmental Funds Balance Sheet to the Statement of Net Position	23
Statement of Revenues, Expenditures and Changes in Fund Balances - Governmental Funds	24 - 27
Reconciliation of the Governmental Funds Statement of Revenues, Expenditures and Changes in Fund Balances to the Statement of Activities	28
Statement of Net Position - Proprietary Fund	29
Statement of Revenues, Expenses and Changes in Fund Net Position - Proprietary Fund	30
Statement of Cash Flows - Proprietary Fund	31
Statement of Fiduciary Net Position - Fiduciary Funds	32
Statement of Changes in Fiduciary Net Position - Fiduciary Funds	33
Notes to the Financial Statements	34 - 51
REQUIRED SUPPLEMENTARY INFORMATION	
Budgetary Comparison Schedule - General Fund - Budgetary Basis	54 - 55
Budgetary Comparison Schedule - Capital Outlay Fund - Budgetary Basis	56
Budgetary Comparison Schedule - Special Education Fund - Budgetary Basis	57
Budgetary Comparison Schedule - Pension Fund - Budgetary Basis	58
Notes to Required Supplementary Information - Budgetary Comparison Schedules	59
Schedule of Net Pension Liability (Asset)	60
Schedule of Pension Contributions	61
SUPPLEMENTARY INFORMATION	
School District Officials	65

Independent Auditor's Report on Internal Control Over Financial Reporting
and On Compliance and Other Matters Based on an Audit of Financial
Statements Performed in Accordance With *Government Auditing Standards*

To the School Board
Haakon School District No. 27-1
Haakon County, South Dakota

We have audited, in accordance with the auditing standards generally accepted in the United States of America and the standards applicable to financial audits contained in *Government Auditing Standards* issued by the Comptroller General of the United States, the financial statements of the governmental activities, the business-type activities, each major fund, and the aggregate remaining fund information of Haakon School District No. 27-1, as of and for the year ended June 30, 2017, and the related notes to the financial statements, which collectively comprise Haakon School District No. 27-1's basic financial statements and have issued our report thereon dated December 12, 2017.

Internal Control over Financial Reporting

In planning and performing our audit of the financial statements, we considered Haakon School District No. 27-1's internal control over financial reporting (internal control) to determine the audit procedures that are appropriate in the circumstances for the purpose of expressing our opinions on the financial statements, but not for the purpose of expressing an opinion on the effectiveness of Haakon School District No. 27-1 internal control. Accordingly, we do not express an opinion on the effectiveness of Haakon School District No. 27-1's internal control.

A *deficiency in internal control* exists when the design or operation of a control does not allow management or employees, in the normal course of performing their assigned functions, to prevent, or detect and correct, misstatements on a timely basis. A *material weakness* is a deficiency, or a combination of deficiencies, in internal control such that there is a reasonable possibility that a material misstatement of the entity's financial statements will not be prevented, or detected and corrected on a timely basis. A *significant deficiency* is a deficiency, or a combination of deficiencies, in internal control that is less severe than a material weakness, yet important enough to merit attention by those charged with governance.

Our consideration of internal control was for the limited purpose described in the first paragraph of this section and was not designed to identify all deficiencies in internal control that might be material weaknesses or significant deficiencies and therefore, material weaknesses or significant deficiencies may exist that were not identified. We identified a certain deficiency in internal control, described in the accompanying schedule of findings and management's responses that we consider to be a material weakness. The item being reported as a material weakness is 2017-001.



Compliance and Other Matters

As part of obtaining reasonable assurance about whether Haakon School District No. 27-1's financial statements are free from material misstatement, we performed tests of its compliance with certain provisions of laws, regulations, contracts, and grant agreements, noncompliance with which could have a direct and material effect on the determination of financial statement amounts. However, providing an opinion on compliance with those provisions was not an objective of our audit, and accordingly, we do not express such an opinion. The results of our tests disclosed no instances of noncompliance or other matters that are required to be reported under *Government Auditing Standards*.

Haakon School District No. 27-1's Response to Findings

Haakon School District No. 27-1's response to the findings identified in our audit is described in the accompanying schedule of findings and management's responses. Haakon School District No. 27-1's response was not subjected to the auditing procedures applied in the audit of the financial statements and, accordingly, we express no opinion on it.

Purpose of this Report

The purpose of this report is solely to describe the scope of our testing of internal control and compliance and the results of that testing, and not to provide an opinion on the effectiveness of the entity's internal control or on compliance. This report is an integral part of an audit performed in accordance with *Government Auditing Standards* in considering the entity's internal control and compliance. Accordingly, this communication is not suitable for any other purpose. As required by South Dakota Codified Law 4-11-11, this report is a matter of public record and its distribution is not limited.



Casey Peterson, Ltd.

Rapid City, South Dakota
December 12, 2017

Haakon School District No. 27-1
Schedule of Findings and Management's Responses (Unaudited)
June 30, 2017

2017-001 *Condition:* The District has limited staff size, causing a concentration of responsibilities within the following processes/cycles: reconciliation of accounts, the posting of general journal entries, the recognition of revenues, and the preparation of the financial statements.

Criteria: A strong system of internal controls over accounting functions allows for a segregation of responsibilities among various personnel including oversight of functions assigned.

Cause: The District has limited staff in the finance function.

Effect: There is a possibility of fraud or errors occurring and not being detected or corrected. Material audit adjustments were required related to year-end reporting for long-term debt, property and equipment, property taxes receivable, deferred property tax inflows, and liabilities.

Auditor's Recommendation: Reconciliations of accounts and journal entries prepared by the Business Manager should be reviewed by the Superintendent or a School Board member with sufficient accounting expertise. Management and those charged with governance should evaluate the finance processes and cycles and determine whether the risks related to a concentration of responsibilities are outweighed by the costs of hiring additional staff.

Management's Response: The District will implement suggestions to improve internal controls whenever cost effective. Due to the size of the District, it is not cost effective to hire additional finance office staff. The District will improve oversight procedures by the Superintendent and Board where possible to help mitigate this risk.

THIS PAGE INTENTIONALLY LEFT BLANK

Independent Auditor's Report

School Board
Haakon School District No. 27-1
Haakon County, South Dakota

Report on the Financial Statements

We have audited the accompanying financial statements of the governmental activities, the business-type activities, each major fund, and the aggregate remaining fund information of Haakon School District No. 27-1, as of and for the year ended June 30, 2017, and the related notes to the financial statements, which collectively comprise the District's basic financial statements as listed in the table of contents.

Management's Responsibility for the Financial Statements

Management is responsible for the preparation and fair presentation of these financial statements in accordance with accounting principles generally accepted in the United States of America; this includes the design, implementation, and maintenance of internal control relevant to the preparation and fair presentation of financial statements that are free from material misstatement, whether due to fraud or error.

Auditor's Responsibility

Our responsibility is to express opinions on these financial statements based on our audit. We conducted our audit in accordance with auditing standards generally accepted in the United States of America and the standards applicable to financial audits contained in *Government Auditing Standards* issued by the Comptroller General of the United States. Those standards require that we plan and perform the audit to obtain reasonable assurance about whether the financial statements are free from material misstatement.

An audit involves performing procedures to obtain audit evidence about the amounts and disclosures in the financial statements. The procedures selected depend on the auditor's judgment, including the assessment of the risks of material misstatement of the financial statements, whether due to fraud or error. In making those risk assessments, the auditor considers internal control relevant to the entity's preparation and fair presentation of the financial statements in order to design audit procedures that are appropriate in the circumstances, but not for the purpose of expressing an opinion on the effectiveness of the entity's internal control. Accordingly, we express no such opinion. An audit also includes evaluating the appropriateness of accounting policies used and the reasonableness of significant accounting estimates made by management, as well as evaluating the overall presentation of the financial statements.

We believe that the audit evidence we have obtained is sufficient and appropriate to provide a basis for our audit opinions.



Opinions

In our opinion, the financial statements referred to above present fairly, in all material respects, the respective financial position of the governmental activities, the business-type activities, each major fund, and the aggregate remaining fund information of the Haakon School District No. 27-1, as of June 30, 2017, and the respective changes in financial position and, where applicable, cash flows thereof for the year then ended in accordance with accounting principles generally accepted in the United States of America.

Other Matters

Required Supplementary Information

Accounting principles generally accepted in the United States of America require that the Management's Discussion and Analysis, budgetary comparison information, Schedule of Net Pension Liability (Asset), and Schedule of Pension Contributions on pages 7 - 14, 54 - 59, 60, and 61, respectively, be presented to supplement the basic financial statements. Such information, although not a part of the basic financial statements, is required by the Governmental Accounting Standards Board, who considers it to be an essential part of financial reporting for placing the basic financial statements in an appropriate operational, economic, or historical context. We have applied certain limited procedures to the required supplementary information in accordance with auditing standards generally accepted in the United States of America, which consisted of inquiries of management about the methods of preparing the information and comparing the information for consistency with management's responses to our inquiries, the basic financial statements, and other knowledge we obtained during our audit of the basic financial statements. We do not express an opinion or provide any assurance on the information because the limited procedures do not provide us with sufficient evidence to express an opinion or provide any assurance.

Other Information

Our audit was conducted for the purpose of forming opinions on the financial statements that collectively comprise the Haakon School District No. 27-1's basic financial statements. The list of school district officials is presented for the purposes of additional analysis and is not a required part of the basic financial statements. The list of school district officials has not been subjected to the auditing procedures applied in the audit of the financial statements and, accordingly, we do not express an opinion or provide any assurance on it.

Other Reporting Required by Government Auditing Standards

In accordance with *Government Auditing Standards*, we have also issued our report dated December 12, 2017, on our consideration of Haakon School District No. 27-1's internal control over financial reporting and on our tests of its compliance with certain provisions of laws, regulations, contracts, and grant agreements and other matters. The purpose of that report is to describe the scope of our testing of internal controls over financial reporting and compliance and the results of that testing, and not to provide an opinion on internal control over financial reporting or on compliance. That report is an integral part of an audit performed in accordance with *Government Auditing Standards* in considering Haakon School District No. 27-1's internal control over financial reporting and compliance.



Casey Peterson, Ltd.

Rapid City, South Dakota
December 12, 2017

Haakon School District No. 27-1
Management's Discussion and Analysis (Unaudited)
For the Year Ended June 30, 2017

This section of Haakon County School District No. 27-1's (the District) annual financial report presents our discussion and analysis of the District's financial performance during the fiscal year ended June 30, 2017. Please read it in conjunction with the District's financial statements, which follow this section.

FINANCIAL HIGHLIGHTS

- During the 16-17 FY, the District's revenues generated from taxes and other revenues of the governmental and business-type programs were \$708,966 more than the \$4,015,729 governmental and business-type program expenses.
- The General Fund reported a \$206,884 decrease in fund balance in FY 16-17. The Capital Outlay Fund reported an increase of \$679,593.

OVERVIEW OF THE FINANCIAL STATEMENTS

This report consists of three parts: management's discussion and analysis (this section), the basic financial statements, and required supplementary information. The basic financial statements include two kinds of statements that present different views of the District:

- The Statement of Net Position and the Statement of Activities are government-wide financial statements that provide both long-term and short-term information about the District's overall financial status.
- The remaining statements are fund financial statements that focus on individual parts of the District government, reporting the District's operations in more detail than the government-wide statements.
 - The governmental funds statements tell how general government services were financed in the short-term as well as what remains for future spending.
 - Proprietary fund statements offer short- and long-term financial information about the activities that the District operates like businesses. The only proprietary fund operated by the District is the Food Service Fund.
 - Fiduciary fund statements provide information about the financial relationships - like scholarships for graduating students - in which the District acts solely as a trustee or agent for the benefit of others, to whom the resources in question belong.

The financial statements also include notes that explain some of the information in the financial statements and provide more detailed data. The statements are followed by a section of required supplementary information that further explains and supports the information in the financial statements.

Figure A-1 summarizes the major features of the District's financial statements, including the portion of the District's government covered and the types of information contained. The remainder of the overview section of the management's discussion and analysis explains the structure and contents of each of the statements.

See independent auditor's report.

**Haakon School District No. 27-1
Management's Discussion and Analysis (Unaudited)
For the Year Ended June 30, 2017**

Figure A-1

Major Features of Haakon School District's Government-wide and Fund Financial Statements

	Government-wide Statements	Fund Statements		
		Governmental Funds	Proprietary Funds	Fiduciary Funds
Scope	Entire District government (except fiduciary funds)	The activities of the District that are not proprietary or fiduciary, such as elementary and high school education programs.	Activities the District operates similar to private businesses, the food service operation.	Instances in which the District is the trustee or agent for someone else's resources.
Required Financial Statements	*Statement of Net Position *Statement of Activities	*Balance Sheet *Statement of Revenues, Expenditures and Changes in Fund Balances	*Statement of Net Position *Statement of Revenues, Expenses and Changes in Net Position *Statement of Cash Flows	*Statement of Fiduciary Net Position *Statement of Changes in Fiduciary Net Position
Accounting Basis and Measurement Focus	Accrual accounting and economic resources focus	Modified accrual accounting and current financial resources focus	Accrual accounting and economic resources focus	Accrual accounting and economic resources focus
Type of Asset/Liability Information	All assets and liabilities, both financial and capital, and short-term and long-term, and deferred inflows and outflows of resources	Only assets expected to be used up and liabilities that come due during the year or soon thereafter no capital assets included, and deferred inflows and outflows of resources	All assets and liabilities, both financial and capital, and short-term and long-term, and deferred inflows and outflows of resources	All assets and liabilities, both short-term and long-term; the District's funds do not currently contain capital assets although they can
Type of Inflow/Outflow Information	All revenues and expenses during year, regardless of when cash is received or paid	Revenues for which cash is received during or soon after the end of the year; expenditures when goods or services have been received and payment is due during the year or soon thereafter	All revenues and expenses during year, regardless of when cash is received or paid	All revenues and expenses during year, regardless of when cash is received or paid

Government-Wide Statements

The government-wide statements report information about the District as a whole using accounting methods similar to those used by private-sector companies. The Statement of Net Position includes all of the government's assets and liabilities. All of the current year's revenues and expenses are accounted for in the Statement of Activities regardless of when cash is received or paid.

See independent auditor's report.

Haakon School District No. 27-1
Management's Discussion and Analysis (Unaudited)
For the Year Ended June 30, 2017

The two government-wide statements report the District's net position and how it has changed. Net position - the difference between the District's assets and liabilities - are one way to measure the District's financial health or position.

- Increases or decreases in the District's net position are an indicator of whether its financial health is improving or deteriorating, respectively.
- To assess the overall health of the District, one needs to consider additional non-financial factors such as changes in the District's property tax base and changes in the state school aid funding formula from the State of South Dakota.

The government-wide financial statements of the District are reported in two categories:

- **Governmental Activities** - This category includes the District's basic instructional services, such as elementary and high school educational programs, support services (guidance counselor, executive administration, board of education, fiscal services, etc.), interest expense on long-term debt, and extracurricular activities (sports, debate, music, etc.). Property taxes, state grants, federal grants and interest earnings finance most of these activities.
- **Business-type Activities** - The District charges a fee to students to help cover the costs of providing hot lunch services to all students. The Food Service Fund is the only business-type activity of the District.

Fund Financial Statements

The fund financial statements provide more detailed information about the District's most significant funds - not the District as a whole. Funds are accounting devices that the District uses to keep track of specific sources of funding and spending for particular purposes.

- State Law requires some of the funds, such as the Capital Outlay Fund and the Special Education Fund.
- The School Board establishes other funds to control and manage money for particular purposes (like the Scholarship Trust).

The District has three kinds of funds:

- **Governmental Funds** - Most of the District's basic services are included in the governmental funds, which focus on (1) how cash and other financial assets that can be readily converted to cash flow in and out and (2) the balances left at year-end that are available for spending. Consequently, the governmental funds statements provide a detailed short-term view that helps you determine whether there are more or fewer financial resources that can be spent in the near future to finance the District's programs. Because this information does not encompass the additional long-term focus of the government-wide statements, we provide additional information on the subsequent page that explains the relationship (or differences) between them.
- **Proprietary Funds** - Services for which the District charges customers a fee are generally reported in proprietary funds. Proprietary funds, like the government-wide statements, provide both short-term and long-term financial information. The Food Service Enterprise Fund is the only proprietary fund maintained by the District.
- **Fiduciary Funds** - The District is the trustee, or fiduciary, for various external and internal parties. The District is responsible for ensuring that the assets reported in these funds are used for their intended purposes. All of the District's fiduciary activities are reported in a separate Statement of Fiduciary Net Position and Statement of Changes in Fiduciary Net Position. We exclude these activities from the District's government-wide financial statements because the District cannot use these assets to finance its operations.

See independent auditor's report.

**Haakon School District No. 27-1
Management's Discussion and Analysis (Unaudited)
For the Year Ended June 30, 2017**

FINANCIAL ANALYSIS OF THE DISTRICT AS A WHOLE

Net Position

The District's combined net position increased as follows:

Table A-1
HAAKON SCHOOL DISTRICT 27-1
Statement of Net Position

	Governmental Activities		Business-Type Activities		Total		Total
	2017	2016	2017	2016	2017	2016	Percentage Change
Current and Other Assets	\$ 14,931,828	\$ 6,476,955	\$ 23,113	\$ 37,729	\$ 14,954,941	\$ 6,514,684	129.56%
Capital Assets (Net of Depreciation)	2,884,613	1,896,318	11,784	13,762	2,896,397	1,910,080	51.64%
Total Assets	<u>17,816,441</u>	<u>8,373,273</u>	<u>34,897</u>	<u>51,491</u>	<u>17,851,338</u>	<u>8,424,764</u>	111.89%
Pension Related Deferred Outflows	687,232	677,508	-	-	687,232	677,508	1.44%
Total Deferred Outflows of Resources	<u>687,232</u>	<u>677,508</u>	<u>-</u>	<u>-</u>	<u>687,232</u>	<u>677,508</u>	1.44%
Long-term Liabilities Outstanding	9,468,155	207,902	-	-	9,468,155	207,902	4454.14%
Other Liabilities	528,416	224,733	7,062	4,855	535,478	229,588	133.23%
Total Liabilities	<u>9,996,571</u>	<u>432,635</u>	<u>7,062</u>	<u>4,855</u>	<u>10,003,633</u>	<u>437,490</u>	2186.60%
Property Taxes Levied for Future Periods	1,055,484	1,354,938	-	-	1,055,484	1,354,938	-22.10%
Pension Related Deferred Inflows	2,385	541,742	-	-	2,385	541,742	-99.56%
Total Deferred Inflows of Resources	<u>1,057,869</u>	<u>1,896,680</u>	<u>-</u>	<u>-</u>	<u>1,057,869</u>	<u>1,896,680</u>	-44.23%
Net Investment in Capital Assets	1,978,856	1,896,318	11,784	13,762	1,990,640	1,910,080	4.22%
Restricted	12,366,993	3,410,825	-	-	12,366,993	3,410,825	262.58%
Unrestricted	(6,896,616)	1,414,323	16,051	32,874	(6,880,565)	1,447,197	-575.44%
Total Net Position	<u>7,449,233</u>	<u>6,721,466</u>	<u>27,835</u>	<u>46,636</u>	<u>7,477,068</u>	<u>6,768,102</u>	10.48%
Beginning Net Position	<u>6,721,466</u>	<u>5,625,851</u>	<u>46,636</u>	<u>33,304</u>	<u>6,768,102</u>	<u>5,659,155</u>	
Increase (Decrease) in Net Position	<u>\$ 727,767</u>	<u>\$ 1,095,615</u>	<u>\$ (18,801)</u>	<u>\$ 13,332</u>	<u>\$ 708,966</u>	<u>\$ 1,108,947</u>	
Percentage Change in Net Position	10.83%	19.47%	-40.31%	40.03%	10.48%	19.60%	

The District issued \$8,840,000 in bonds in 16-17 increasing long-term debt. Assets increased due to the accumulation of cash reserves from the bonds issued.

The Statement of Net Position reports all financial and capital resources. The statement presents the assets and liabilities in order of relative liquidity. The liabilities with average maturities greater than one year are reported in two components: the amount due within one year and the amount due in more than one year. The long-term liabilities of the District, consisting of Qualified Zone Academy Bonds and compensated absences payable, have been reported in this manner on the Statement of Net Position. The difference between the District's assets and deferred outflows and liabilities and deferred inflows is its net position.

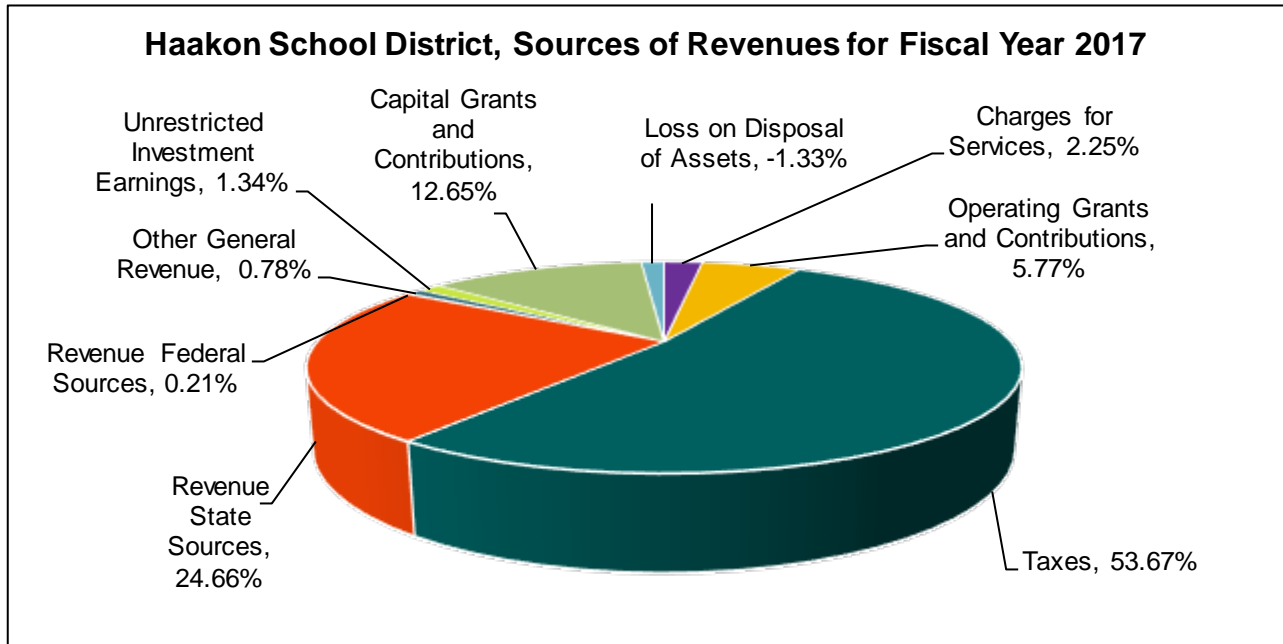
See independent auditor's report.

Haakon School District No. 27-1 Management's Discussion and Analysis (Unaudited) For the Year Ended June 30, 2017

Changes in Net Position

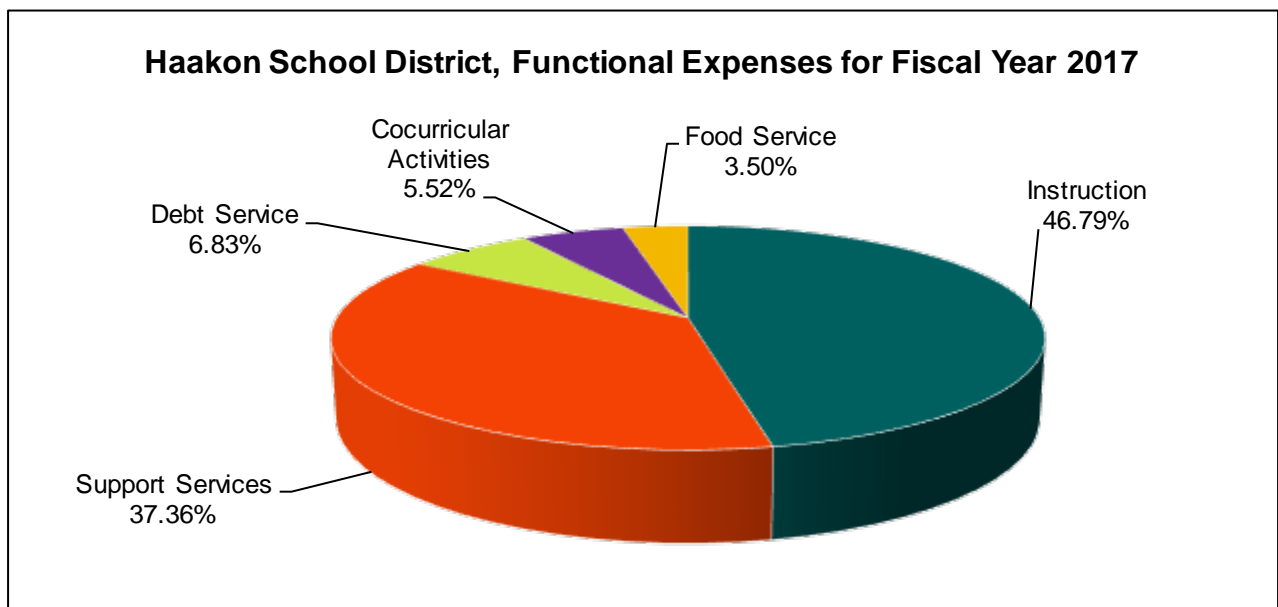
The District's revenues totaled \$4,724,695 (see Table A-2). Over half of the District's revenue comes from property and other taxes, while approximately 37% comes from state aid. (See Figure A-2).

Figure A-2



The total cost of all programs and services was \$4,015,729. The District's expenses cover a range of services encompassing instruction, support services, co-curricular activities, and food services (see Figure A-3).

Figure A-3



See independent auditor's report.

**Haakon School District No. 27-1
Management's Discussion and Analysis (Unaudited)
For the Year Ended June 30, 2017**

GOVERNMENTAL AND BUSINESS-TYPE ACTIVITIES

Table A-2 and the narrative that follows consider the operations of the governmental activities and the business-type activities of the District.

Table A-2
HAAKON SCHOOL DISTRICT 27-1
Changes in Net Assets

	Governmental Activities		Business-type Activities		Total		Total
	2017	2016	2017	2016	2017	2016	Percentage Change
Revenues							
Program Revenues							
Charges for Services	\$ 29,807	\$ 23,322	\$ 76,272	\$ 72,055	\$ 106,079	\$ 95,377	11.22%
Operating Grants and Contributions	227,141	161,314	45,455	45,389	272,596	206,703	31.88%
Capital Grants and Contributions	597,600	-	-	-	597,600	-	0.00%
General Revenues							
Taxes	2,535,097	2,552,158	-	-	2,535,097	2,552,158	-0.67%
Revenue State Sources	1,165,240	868,530	-	-	1,165,240	868,530	34.16%
Revenue Federal Sources	10,492	9,314	-	-	10,492	9,314	12.65%
Other General Revenue	37,033	45,773	-	-	37,033	45,773	-19.09%
Unrestricted Investment Earnings	63,159	17,616	-	-	63,159	17,616	258.53%
Loss on Disposal of Assets	(62,601)	-	-	-	(62,601)	-	0.00%
Total Revenues	<u>4,602,968</u>	<u>3,678,027</u>	<u>121,727</u>	<u>117,444</u>	<u>4,724,695</u>	<u>3,795,471</u>	24.48%
Expenses							
Instruction	1,879,135	1,487,197	-	-	1,879,135	1,487,197	26.35%
Support Services	1,500,142	893,117	-	-	1,500,142	893,117	67.97%
Debt Service	274,213	325	-	-	274,213	325	84273.23%
Cocurricular Activities	221,711	201,773	-	-	221,711	201,773	9.88%
Food Service	-	-	140,528	104,112	140,528	104,112	34.98%
Total Expenses	<u>3,875,201</u>	<u>2,582,412</u>	<u>140,528</u>	<u>104,112</u>	<u>4,015,729</u>	<u>2,686,524</u>	49.48%
Increase (Decrease) in							
Net Position	<u>727,767</u>	<u>1,095,615</u>	<u>(18,801)</u>	<u>13,332</u>	<u>708,966</u>	<u>1,108,947</u>	36.07%
Beginning Net Position	<u>6,721,466</u>	<u>5,625,851</u>	<u>46,636</u>	<u>33,304</u>	<u>6,768,102</u>	<u>5,659,155</u>	19.60%
Ending Net Position	<u>\$ 7,449,233</u>	<u>\$ 6,721,466</u>	<u>\$ 27,835</u>	<u>\$ 46,636</u>	<u>\$ 7,477,068</u>	<u>\$ 6,768,102</u>	10.48%

GOVERNMENTAL ACTIVITIES

The governmental activities showed an increase in revenues and expenses. The increase in revenues was primarily a result of the increase in state aid, which will be equalized through property taxes in the future, and additional grant revenue received.

BUSINESS-TYPE ACTIVITIES

Revenues of the District's business-type activities (Food Service Operation) were stable while expenses increased in FY 16-17 as shown in Table A-2.

See independent auditor's report.

**Haakon School District No. 27-1
Management's Discussion and Analysis (Unaudited)
For the Year Ended June 30, 2017**

FINANCIAL ANALYSIS OF THE DISTRICT'S FUNDS

The General Fund's fund balance dropped in the current year due to increased expenses. The Capital Outlay Fund's fund balance increased due to increased revenue from state grants. The Pension Fund's fund balance increased due to decreased expenses. The Special Education Fund did not have any significant changes in fund balance.

GENERAL FUND BUDGETARY HIGHLIGHTS

There were no significant changes to the General Fund budget this fiscal year overall. Some areas were increased only based on need.

CAPITAL ASSET ADMINISTRATION

Capital Assets increased for the District due to expenditures for repairs to the geothermal system, which was completed in FY 2017.

Table A-3
HAAKON SCHOOL DISTRICT 27-1
Capital Assets, Net of Depreciation

	Governmental Activities		Business-Type Activities		Total Dollar Change	Total Percentage Change
	2017	2016	2017	2016	2016-2017	2016-2017
Land	\$ 26,020	\$ 26,020	\$ -	\$ -	\$ -	0.00%
Construction in Progress	792,857	345,435	-	-	447,422	129.52%
Buildings	1,267,132	1,327,661	-	-	(60,529)	-4.56%
Improvements Other Than Buildings	31,138	36,136	-	-	(4,998)	-13.83%
Machinery and Equipment	767,466	161,066	11,784	13,762	604,422	375.26%
Total Capital Assets (Net)	<u>\$ 2,884,613</u>	<u>\$ 1,896,318</u>	<u>\$ 11,784</u>	<u>\$ 13,762</u>	<u>\$ 986,317</u>	486.40%

Capital asset purchases during the year ended June 30, 2017 included competition of the geothermal system and costs for the new school building.

LONG-TERM DEBT

At year-end, the District had \$9,200,105 in bonds and other long-term obligations as shown on Table A-4 below.

Table A-4
HAAKON SCHOOL DISTRICT 27-1
Outstanding Debt and Obligations

	Governmental Activities		Business-Type Activities		Total Dollar Change	Total Percentage Change
	2017	2016	2017	2016	2016-2017	2016-2017
Qualified Zone Academy Bonds	\$ 200,000	\$ 200,000	\$ -	\$ -	\$ -	0.00%
Series 2016 Bond	8,840,000	-	-	-	8,840,000	-100.00%
Series 2016 Bond Premium	155,858	-	-	-	155,858	-100.00%
Compensated Absences	4,247	7,902	-	-	(3,655)	-46.25%
Total Outstanding Debt and Obligations	<u>\$ 9,200,105</u>	<u>\$ 207,902</u>	<u>\$ -</u>	<u>\$ -</u>	<u>\$ 8,992,203</u>	4325.21%

See independent auditor's report.

**Haakon School District No. 27-1
Management's Discussion and Analysis (Unaudited)
For the Year Ended June 30, 2017**

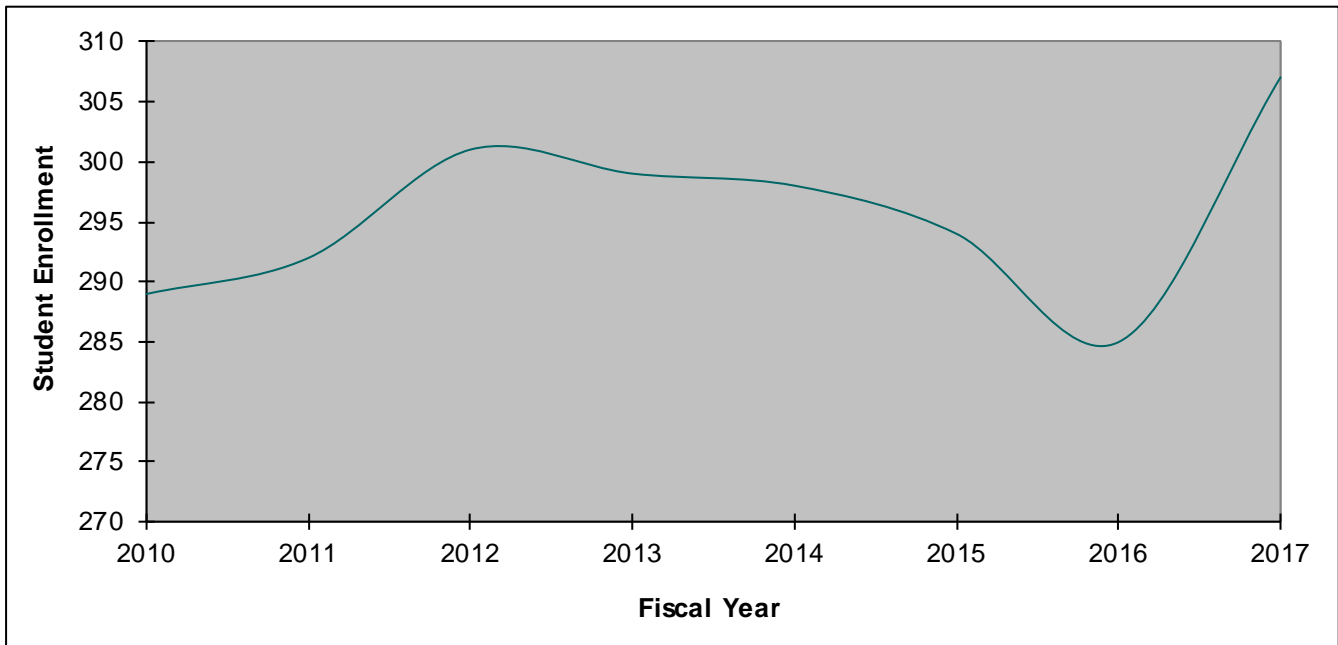
The District is liable for the accrued vacation leave payable to the superintendent, business manager and head custodian.

ECONOMIC FACTORS AND NEXT YEAR'S BUDGETS AND RATES

The District's current economic position has shown little change. Local revenues have ultimately remained steady, slightly increasing due to property values. No significant increases in revenue in this area are expected.

One of the primary sources of revenue of the District is based on a per student allocation received from the State of South Dakota. The state aid formula ensures that property taxes plus state aid will equal \$5,469 per pupil in FY 17. The state aid formula was modified beginning in FY 17. The impact of this new formula on the stability of the District's revenues is not fully known. The average daily membership (ADM) has increased this year. The State of South Dakota has implemented a new law that combines the pension levy and the General Fund. This is expected to reduce funding available to the District in future years. In addition, the Pension Fund will be required to be merged with the General Fund by FY2021. The Capital Outlay levy has also been modified to limit future growth in collections which may impair the District's ability to fund future capital projects.

The District's enrollment for the last eight years has been as follows:



CONTACTING THE DISTRICT'S FINANCIAL MANAGEMENT

This financial report is designed to provide our citizens, taxpayers, customers, and investors and creditors with a general overview of the District's finances and to demonstrate the District's accountability for the money it receives. If you have questions about this report or need additional information, contact the Haakon School District Business Office, PO Box 730, 330 Scottie Ave, Philip, SD 57567.

See independent auditor's report.

BASIC FINANCIAL STATEMENTS

Haakon School District No. 27-1
Statement of Net Position
June 30, 2017

	<u>Governmental Activities</u>	<u>Business-type Activities</u>	<u>Total</u>
ASSETS			
Cash and Cash Equivalents	\$ 4,470,593	\$ 20,926	\$ 4,491,519
Certificates of Deposit	599,245	-	599,245
Taxes Receivable	979,993	-	979,993
Accounts Receivable	-	66	66
Due From Other Governments	240,594	-	240,594
Inventories	-	2,121	2,121
Capital Credits Receivable	90,862	-	90,862
Restricted Assets:			
Investments Restricted for Retirement of Debt	199,646	-	199,646
Investments Restricted for Capital Projects	<u>8,350,895</u>	<u>-</u>	<u>8,350,895</u>
	<u>14,931,828</u>	<u>23,113</u>	<u>14,954,941</u>
Capital Assets:			
Land	26,020	-	26,020
Buildings	4,822,247	-	4,822,247
Improvements	106,324	-	106,324
Equipment	1,080,645	40,317	1,120,962
Construction in Progress	792,857	-	792,857
Less Accumulated Depreciation	<u>(3,943,480)</u>	<u>(28,533)</u>	<u>(3,972,013)</u>
Total Capital Assets, Net of Depreciation	<u>2,884,613</u>	<u>11,784</u>	<u>2,896,397</u>
TOTAL ASSETS	<u>17,816,441</u>	<u>34,897</u>	<u>17,851,338</u>
DEFERRED OUTFLOWS OF RESOURCES			
Pension Related Deferred Outflows	<u>687,232</u>	<u>-</u>	<u>687,232</u>
TOTAL DEFERRED OUTFLOWS OF RESOURCES	<u>687,232</u>	<u>-</u>	<u>687,232</u>

The accompanying notes are an integral part of this statement.

	<u>Governmental Activities</u>	<u>Business-type Activities</u>	<u>Total</u>
LIABILITIES			
Accrued Expenses	528,416	2,598	531,014
Unearned Revenue	-	4,464	4,464
Long-term Liabilities:			
Due Within One Year	534,247	-	534,247
Due in More than One Year	8,665,858	-	8,665,858
Net Pension Liability	<u>268,050</u>	<u>-</u>	<u>268,050</u>
TOTAL LIABILITIES	<u>9,996,571</u>	<u>7,062</u>	<u>10,003,633</u>
DEFERRED INFLOWS OF RESOURCES			
Property Taxes Levied for Future Periods	1,055,484	-	1,055,484
Pension-related Deferred Inflows	<u>2,385</u>	<u>-</u>	<u>2,385</u>
TOTAL DEFERRED INFLOWS OF RESOURCES	<u>1,057,869</u>	<u>-</u>	<u>1,057,869</u>
NET POSITION			
Net Investment in Capital Assets	1,978,856	11,784	1,990,640
Restricted for:			
Debt Repayment	357,092	-	357,092
Capital Outlay	2,340,186	-	2,340,186
Special Education	970,079	-	970,079
Pension	157,279	-	157,279
Capital Projects	8,125,560	-	8,125,560
Proportionate Share of Net Pension Asset	416,797	-	416,797
Unrestricted	<u>(6,896,616)</u>	<u>16,051</u>	<u>(6,880,565)</u>
TOTAL NET POSITION	<u>\$ 7,449,233</u>	<u>\$ 27,835</u>	<u>\$ 7,477,068</u>

The accompanying notes are an integral part of this statement.

**Haakon School District No. 27-1
Statement of Activities
For the Year Ended June 30, 2017**

Functions/Programs	Expenses	Charges for Services
GOVERNMENTAL ACTIVITIES		
Instruction	\$ 1,879,135	\$ -
Support Services	1,500,142	2,693
Cocurricular Activities	221,711	27,114
Interest on Long-term Debt *	274,213	-
Total Governmental Activities	<u>3,875,201</u>	<u>29,807</u>
BUSINESS-TYPE ACTIVITIES		
Food Service	<u>140,528</u>	<u>76,272</u>
Total Primary Government	<u>\$ 4,015,729</u>	<u>\$ 106,079</u>

* The District does not have interest expense related to the functions presented above. This amount includes indirect interest expense on general long-term debt.

The accompanying notes are an integral part of this statement.

Program Revenues		Net (Expense) Revenue and Changes in Net Position		
Operating Grants and Contributions	Capital Grants and Contributions	Primary Government		
		Governmental Activities	Business-type Activities	Total
\$ 152,121	\$ -	\$ (1,727,014)	\$ -	\$ (1,727,014)
75,020	597,600	(824,829)	-	(824,829)
-	-	(194,597)	-	(194,597)
-	-	(274,213)	-	(274,213)
<u>227,141</u>	<u>597,600</u>	<u>(3,020,653)</u>	<u>-</u>	<u>(3,020,653)</u>
<u>45,455</u>	<u>-</u>	<u>-</u>	<u>(18,801)</u>	<u>(18,801)</u>
<u>\$ 272,596</u>	<u>\$ 597,600</u>	<u>-</u>	<u>(18,801)</u>	<u>(3,039,454)</u>
GENERAL REVENUES				
Taxes:				
Property Taxes		2,413,288	-	2,413,288
Gross Receipts Taxes		121,809	-	121,809
Revenue From State Sources:				
State Aid		1,165,240	-	1,165,240
Revenue From Federal Sources		10,492	-	10,492
Revenue From Intermediate Sources		19,317	-	19,317
Unrestricted Investment Earnings		63,159	-	63,159
Other General Revenues		17,716	-	17,716
Loss on Disposal of Assets		(62,601)	-	(62,601)
Total General Revenues		<u>3,748,420</u>	<u>-</u>	<u>3,748,420</u>
CHANGE IN NET POSITION		727,767	(18,801)	708,966
NET POSITION - BEGINNING		<u>6,721,466</u>	<u>46,636</u>	<u>6,768,102</u>
NET POSITION - ENDING		<u>\$ 7,449,233</u>	<u>\$ 27,835</u>	<u>\$ 7,477,068</u>

The accompanying notes are an integral part of this statement.

Haakon School District No. 27-1
Balance Sheet - Governmental Funds
June 30, 2017

	<u>General Fund</u>	<u>Capital Outlay Fund</u>
ASSETS		
Cash and Cash Equivalents	\$ 1,454,011	\$ 1,676,954
Certificates of Deposit	-	599,245
Advance Payments	3,000	-
Taxes Receivable, Current	417,358	190,078
Taxes Receivable, Delinquent	874	407
Due From Other Governments	130,310	110,284
Capital Credits Receivable	90,862	-
Restricted Assets:		
Investments Restricted for Retirement of Debt	-	199,646
Investments Restricted for Capital Projects	-	-
	<u> </u>	<u> </u>
TOTAL ASSETS	<u>\$ 2,096,415</u>	<u>\$ 2,776,614</u>
LIABILITIES, DEFERRED INFLOWS OF RESOURCES AND FUND BALANCES		
Liabilities:		
Accounts Payable	\$ 5,518	\$ 33,666
Contracts Payable	183,391	-
Payroll Deductions and Employer Matching Payable	<u>38,104</u>	<u> </u>
Total Liabilities	<u>227,013</u>	<u>33,666</u>
Deferred Inflows of Resources:		
Property Taxes Levied for Future Periods	453,620	202,797
Delinquent Taxes Not Available	874	407
Capital Credits Redeemable in Future Periods	<u>90,682</u>	<u> </u>
Total Deferred Inflows of Resources	<u>545,176</u>	<u>203,204</u>
Fund Balances:		
Restricted		
For Retirement of Debt	-	199,646
For Capital Outlay	-	2,340,098
For Special Education	-	-
For Pension	-	-
For Capital Projects	-	-
Unassigned	<u>1,324,226</u>	<u> </u>
Total Fund Balances	<u>1,324,226</u>	<u>2,539,744</u>
TOTAL LIABILITIES, DEFERRED INFLOWS OF RESOURCES AND FUND BALANCES	<u>\$ 2,096,415</u>	<u>\$ 2,776,614</u>

The accompanying notes are an integral part of this statement.

Special Education Fund	Pension Fund	Bond Redemption Fund	Capital Projects Fund	Total Governmental Funds
\$ 1,003,223	\$ 157,184	\$ 176,221		\$ 4,467,593
-	-	-	-	599,245
-	-	-	-	3,000
108,276	-	262,854	-	978,566
146	-	-	-	1,427
-	-	-	-	240,594
-	-	-	-	90,862
-	-	-	-	199,646
-	-	-	8,350,895	8,350,895
<u>\$ 1,111,645</u>	<u>\$ 157,184</u>	<u>\$ 439,075</u>	<u>\$ 8,350,895</u>	<u>\$ 14,931,828</u>
\$ 12,022	\$ -	\$ -	\$ 225,335	\$ 276,541
10,300	-	-	-	193,691
3,404	-	-	-	41,508
<u>25,726</u>	<u>-</u>	<u>-</u>	<u>225,335</u>	<u>511,740</u>
115,728	-	281,659	-	1,053,804
146	-	-	-	1,427
-	-	-	-	90,682
<u>115,874</u>	<u>-</u>	<u>281,659</u>	<u>-</u>	<u>1,145,913</u>
-	-	157,416	-	357,062
-	-	-	-	2,340,098
970,045	-	-	-	970,045
-	157,184	-	-	157,184
-	-	-	8,125,560	8,125,560
-	-	-	-	1,324,226
<u>970,045</u>	<u>157,184</u>	<u>157,416</u>	<u>8,125,560</u>	<u>13,274,175</u>
<u>\$ 1,111,645</u>	<u>\$ 157,184</u>	<u>\$ 439,075</u>	<u>\$ 8,350,895</u>	<u>\$ 14,931,828</u>

The accompanying notes are an integral part of this statement.

THIS PAGE INTENTIONALLY LEFT BLANK

Haakon School District No. 27-1
Reconciliation of the Governmental Funds Balance
Sheet to the Statement of Net Position
June 30, 2017

Total Fund Balances - Governmental Funds	\$	13,274,175
Amounts reported for governmental activities in the Statement of Net Position are different because:		
Capital assets used in governmental activities are not financial resources and, therefore, are not reported in the governmental funds.		2,884,613
Long-term liabilities are not due and payable in the current period and, therefore, are not reported as liabilities in the funds. Long-term liabilities at year-end consist of:		
General Obligation Debt		(9,195,858)
Compensated Absences		(4,247)
Proportionate Share of Net Pension Liability		(268,050)
Interest Payable		(16,676)
Assets that are not available to pay for current period expenditures are deferred in the governmental funds. Assets at year end consist of:		
Capital Credits Non-redeemable		90,682
Pension-related Deferred Outflows are components of pension liability (asset) and changes are not reported in the funds		687,232
Pension-related Deferred Inflows are components of pension liability (asset) and changes are not reported in the funds		(2,385)
Assets, including property taxes receivable and other receivables that are not available to pay for current period expenditures, are deferred in the governmental funds		<u>(253)</u>
Net Position - Governmental Activities	\$	<u>7,449,233</u>

The accompanying notes are an integral part of this statement.

Haakon School District No. 27-1
Statement of Revenues, Expenditures and Changes in
Fund Balances - Governmental Funds
For the Year Ended June 30, 2017

	General Fund	Capital Outlay Fund	Special Education Fund
REVENUES			
Revenue From Local Sources:			
Taxes:			
Ad Valorem Taxes	\$ 899,681	\$ 837,300	\$ 327,427
Gross Receipts Taxes	121,809	-	-
Penalties and Interest on Taxes	1,606	2,031	699
Cocurricular Activities	27,114	-	-
Earnings on Deposits	10,440	14,692	6,136
Other Local Revenue	19,006	34,335	168
Total Revenue From Local Sources	<u>1,079,656</u>	<u>888,358</u>	<u>334,430</u>
Revenue From Intermediate Sources:			
County Sources	<u>19,317</u>	<u>-</u>	<u>-</u>
Revenue From State Sources:			
Restricted Grants-in-aid	-	597,600	-
Unrestricted Grants-in-aid	<u>1,165,240</u>	<u>-</u>	<u>-</u>
Revenue From Federal Sources:			
Unrestricted Grants-in-aid	10,492	-	-
Restricted Grants-in-aid	<u>127,537</u>	<u>-</u>	<u>69,604</u>
Total Revenue From Federal Sources	<u>138,029</u>	<u>-</u>	<u>69,604</u>
TOTAL REVENUE	<u>2,402,242</u>	<u>1,485,958</u>	<u>404,034</u>

The accompanying notes are an integral part of this statement.

<u>Pension Fund</u>	<u>Bond Redemption Fund</u>	<u>Capital Projects Fund</u>	<u>Total Governmental Funds</u>
\$ 63,326	\$ 281,543	\$ -	\$ 2,409,277
-	-	-	121,809
196	117	-	4,649
-	-	-	27,114
864	268	30,759	63,159
-	-	-	53,509
<u>64,386</u>	<u>281,928</u>	<u>30,759</u>	<u>2,679,517</u>
-	-	-	19,317
-	-	-	597,600
-	-	-	<u>1,165,240</u>
-	-	-	10,492
-	-	-	<u>197,141</u>
-	-	-	<u>207,633</u>
<u>64,386</u>	<u>281,928</u>	<u>30,759</u>	<u>4,669,307</u>

The accompanying notes are an integral part of this statement.

Haakon School District No. 27-1
Statement of Revenues, Expenditures and Changes in
Fund Balances - Governmental Funds (Continued)
For the Year Ended June 30, 2017

	General Fund	Capital Outlay Fund	Special Education Fund
EXPENDITURES			
Instructional Services:			
Regular Programs	1,348,325	52,145	-
Special Programs	92,273	-	288,010
Total Instruction	<u>1,440,598</u>	<u>52,145</u>	<u>288,010</u>
Support Services:			
Pupils	59,773	-	63,809
Instructional Staff	33,138	884	-
General Administration	174,224	884	3,000
School Administration	187,543	2,776	-
Business	515,799	370,341	7,384
Central	890	-	-
Special Education	-	-	29,490
Total Support Services	<u>971,367</u>	<u>374,885</u>	<u>103,683</u>
Cocurricular Activities:			
Male Activities	52,509	-	-
Female Activities	24,292	-	-
Transportation	32,449	-	-
Combined Activities	87,491	8,065	-
Total Cocurricular Activities	<u>196,741</u>	<u>8,065</u>	<u>-</u>
Debt Service	-	24,825	-
Capital Outlay	-	346,445	-
TOTAL EXPENDITURES	<u>2,608,706</u>	<u>806,365</u>	<u>391,693</u>
EXCESS OF REVENUE OVER EXPENDITURES	(206,464)	679,593	12,341
OTHER FINANCING SOURCES			
Long-term Debt Issued	-	-	-
Premium on Bonds Issued	-	-	-
TOTAL OTHER FINANCING SOURCES	-	-	-
NET CHANGE IN FUND BALANCES	(206,464)	679,593	12,341
FUND BALANCE - BEGINNING	<u>1,530,690</u>	<u>1,860,151</u>	<u>957,704</u>
FUND BALANCE - ENDING	<u>\$ 1,324,226</u>	<u>\$ 2,539,744</u>	<u>\$ 970,045</u>

The accompanying notes are an integral part of this statement.

Pension Fund	Bond Redemption Fund	Capital Projects Fund	Total Governmental Funds
-	-	-	1,400,470
-	-	-	380,283
-	-	-	1,780,753
-	-	-	123,582
-	-	-	34,022
-	-	-	178,108
-	-	-	190,319
-	-	-	893,524
-	-	-	890
-	-	-	29,490
-	-	-	1,449,935
-	-	-	52,509
-	-	-	24,292
-	-	-	32,449
-	-	-	95,556
-	-	-	204,806
-	124,512	112,900	262,237
-	-	792,857	1,139,302
-	124,512	905,757	4,837,033
64,386	157,416	(874,998)	(167,726)
-	-	8,840,000	8,840,000
-	-	160,558	160,558
-	-	9,000,558	9,000,558
64,386	157,416	8,125,560	8,832,832
92,798	-	-	4,441,343
<u>\$ 157,184</u>	<u>\$ 157,416</u>	<u>\$ 8,125,560</u>	<u>\$ 13,274,175</u>

The accompanying notes are an integral part of this statement.

Haakon School District No. 27-1
Reconciliation of the Governmental Funds Statement of Revenues,
Expenditures and Changes in Fund Balances to the Statement of Activities
For the Year Ended June 30, 2017

Net Change in Fund Balances - Total Governmental Funds	\$ 8,832,832
Amounts reported for governmental activities in the Statement of Activities are different because:	
Governmental funds report capital outlays as expenditures. However, in the Statement of Activities, the cost of those assets are allocated over their estimated useful lives and reported as depreciation expense. This is the amount by which capital outlays exceeded depreciation expense in the current period.	1,053,994
In the Statement of Activities, losses on disposal of capital assets are reported while the governmental funds only report the proceeds \$3,100 from disposal of capital assets.	(62,601)
In the governmental funds, proceeds from disposal of capital assets is reflected regardless of whether a gain or loss is realized.	(3,100)
The issuance of long-term debt and premium is a revenue in the governmental funds but the payment reduces long-term liabilities in the Statement of Net Position.	(9,000,558)
The recognition of revenues in the governmental funds differ from the recognition in the governmental activities in the fact that revenue accruals in the fund financial statements require the amounts to be "available."	(635)
Pension expenses in the Statement of Activities that do not require the use of current financial resources are not reported as expenditures in the governmental funds.	(83,844)
Governmental funds do not reflect the change in compensated absences, but the Statement of Activities reflects the change in these accruals through expenses.	3,655
Accrued interest expense reported in the statement of activities do not require the use of current financial resources and, therefore, are not reported as expenditures in the governmental funds.	(16,676)
Amortization of premium	<u>4,700</u>
Change in Net Position of Governmental Activities	<u>\$ 727,767</u>

The accompanying notes are an integral part of this statement.

Haakon School District No. 27-1
Statement of Net Position - Proprietary Fund
June 30, 2017

	Food Service Fund
ASSETS	
Current Assets:	
Cash and Cash Equivalents	\$ 20,926
Due From Other Governments	66
Inventory	2,121
Total Current Assets	23,113
Noncurrent Assets:	
Machinery and Equipment - Local Funds	40,317
Less Accumulated Depreciation	(28,533)
Total Noncurrent Assets	11,784
TOTAL ASSETS	34,897
LIABILITIES	
Current Liabilities:	
Accounts Payable	133
Contracts Payable	1,215
Payroll Deductions and Employer Matching Payable	1,250
Unearned Revenue	4,464
TOTAL LIABILITIES	7,062
NET POSITION	
Net Investment in Capital Assets	11,784
Unrestricted	16,051
TOTAL NET POSITION	\$ 27,835

The accompanying notes are an integral part of this statement.

Haakon School District No. 27-1
Statement of Revenues, Expenses and Changes in Fund
Net Position - Proprietary Fund
For the Year Ended June 30, 2017

	Food Service Fund
OPERATING REVENUE	
Sales to Pupils	\$ 65,029
Sales to Adults	2,914
Sales a la Carte	6,091
Other Sales	2,238
Total Operating Revenue	76,272
OPERATING EXPENSES	
Salaries	39,232
Employee Benefits	9,907
Purchased Services	924
Supplies	1,014
Cost of Sales - Purchased Food	77,479
Cost of Sales - Donated Food	5,146
Miscellaneous	4,848
Depreciation	1,978
Total Operating Expenses	140,528
OPERATING LOSS	(64,256)
NONOPERATING REVENUE	
State Sources:	
Cash Reimbursements	651
Federal Sources:	
Cash Reimbursements	40,917
Donated Food	3,887
Total Nonoperating Revenue	45,455
CHANGE IN NET POSITION	(18,801)
NET POSITION - BEGINNING	46,636
NET POSITION- ENDING	\$ 27,835

The accompanying notes are an integral part of this statement.

**Haakon School District No. 27-1
Statement of Cash Flows - Proprietary Fund
For the Year Ended June 30, 2017**

	Food Service Fund
CASH FLOWS FROM OPERATING ACTIVITIES	
Receipts From Customers	\$ 76,972
Payments to Suppliers	(83,352)
Payments to Employees	<u>(47,632)</u>
Net Cash Used by Operating Activities	<u>(54,012)</u>
CASH FLOWS FROM NONCAPITAL FINANCING ACTIVITIES	
Operating Subsidies	<u>40,650</u>
NET INCREASE IN CASH AND CASH EQUIVALENTS	(13,362)
CASH AND CASH EQUIVALENTS - BEGINNING OF YEAR	<u>34,288</u>
CASH AND CASH EQUIVALENTS - END OF YEAR	<u>\$ 20,926</u>
RECONCILIATION OF OPERATING LOSS TO NET CASH USED BY OPERATING ACTIVITIES	
Operating Loss	\$ (64,256)
Adjustments to Reconcile Operating Loss to Net Cash Used by Operating Activities:	
Depreciation Expense	1,978
Cost of Sales - Donated Food	5,146
Change in Assets and Liabilities:	
Inventory	913
Unearned Revenue	700
Payroll Deductions and Employer Matching Payable	<u>1,507</u>
NET CASH USED BY OPERATING ACTIVITIES	<u>(54,012)</u>
NONCASH INVESTING, CAPITAL AND FINANCING ACTIVITIES	
Value of Commodities Received	<u>\$ 3,887</u>

The accompanying notes are an integral part of this statement.

Haakon School District No. 27-1
Statement of Fiduciary Net Position - Fiduciary Funds
June 30, 2017

	<u>Private- purpose Trust Funds</u>	<u>Agency Funds</u>
ASSETS		
Cash and Cash Equivalents	\$ 16,374	\$ <u>127,052</u>
Certificates of Deposit	<u>233,835</u>	
TOTAL ASSETS	<u>\$ 250,209</u>	
LIABILITIES		
Amounts Held for Others	<u>\$ -</u>	<u>\$ 127,052</u>
NET POSITION		
Restricted for Scholarships:		
Non-expendable	202,942	
Expendable	<u>47,267</u>	
TOTAL NET POSITION	<u>\$ 250,209</u>	

The accompanying notes are an integral part of this statement.

Haakon School District No. 27-1
Statement of Changes in Fiduciary Net Position - Fiduciary Funds
For the Year Ended June 30, 2017

	<u>Private- purpose Trust Funds</u>
ADDITIONS	
Private Donations	\$ 8,021
Interest Earnings	<u>1,998</u>
Total Additions	<u>10,019</u>
DEDUCTIONS	
Scholarships Awarded	<u>63,498</u>
CHANGE IN NET POSITION	(53,479)
NET POSITION - BEGINNING	<u>303,688</u>
NET POSITION - ENDING	<u><u>\$ 250,209</u></u>

The accompanying notes are an integral part of these financial statements.

Haakon School District No. 27-1
Notes to the Financial Statements
June 30, 2017

NOTE 1 - SUMMARY OF SIGNIFICANT ACCOUNTING POLICIES

The accounting policies of the District conform to generally accepted accounting principles (GAAP) applicable to government entities in the United States of America.

A. REPORTING ENTITY

The reporting entity of Haakon County School District No. 27-1 (the District), consists of the primary government (which includes all of the funds, organizations, institutions, agencies, departments and offices that make up the legal entity, plus those funds for which the primary government has a fiduciary responsibility, even though those fiduciary funds may represent organizations that do not meet the criteria for inclusion in the financial reporting entity); those organizations for which the primary government is financially accountable; and other organizations for which the nature and significance of their relationship with the primary government are such that their exclusion would cause the financial reporting entity's financial statements to be misleading or incomplete.

The District is a public education agency operating under the applicable laws and regulations of the State of South Dakota. It is governed by a seven member Board of Trustees (the Board) elected by registered voters of the District. The Board has the authority to make decisions, appoint administrators and managers, and significantly influence operations. It also has accountability for fiscal matters. There are no component units included within the reporting entity.

B. GOVERNMENT-WIDE AND FUND FINANCIAL STATEMENTS

Government-wide Financial Statements:

The Statement of Net Position and the Statement of Activities display information about the District as a whole. These statements include the financial activities of the overall government, except for fiduciary funds. Eliminations have been made to minimize the double counting of internal activities.

The statements distinguish between the governmental and business-type activities of the District. Governmental activities are generally financed through taxes, intergovernmental revenues, and other non-exchange transactions. Business-type activities are financed in whole or in part by fees charged to external parties for goods or services.

The Statement of Net Position reports all financial and capital resources in a net position form (assets and deferred outflows of resources minus liabilities and deferred inflows of resources equal net position). Net position is displayed in three components, as applicable: net investment in capital assets, restricted (distinguishing between major categories of restrictions), and unrestricted.

The Statement of Activities presents a comparison between direct expenses and program revenues for each segment of the business-type activities of the District and for each function of the District's governmental activities. Direct expenses are those that are specifically associated with a program or function and, therefore, are clearly identifiable to a particular function. Program revenues include (a) charges paid by recipients of goods and services offered by the programs and (b) grants and contributions that are restricted to meeting the operational or capital requirements of a particular program. Revenues that are not classified as program revenues, including all taxes, are presented as general revenues.

Haakon School District No. 27-1
Notes to the Financial Statements
June 30, 2017

NOTE 1 - SUMMARY OF SIGNIFICANT ACCOUNTING POLICIES (CONTINUED)

C. FUND TYPES AND MAJOR FUNDS

An emphasis is placed on major funds within the governmental and proprietary categories. A fund is considered major if it is a primary operating fund of the District or if it meets the following criteria:

1. Total assets, deferred outflows of resources, liabilities, deferred inflows of resources, revenues, or expenditures/expenses of the individual governmental or enterprise fund are at least 10 percent of the corresponding total for all funds of that category or type, and
2. Total assets, deferred outflows of resources, liabilities, deferred inflows of resources, revenues, or expenditures/expenses of the individual governmental or enterprise fund are at least 5 percent of the corresponding total for all governmental and enterprise funds combined, or
3. Management has elected to classify one or more governmental or enterprise funds as major for consistency in reporting year to year or because of public interest in the fund's operations.

The funds of the District are described below within their respective fund types:

Governmental Funds:

General Fund - The General Fund is established by South Dakota Codified Law (SDCL) 13-16-3 to meet all the general operational costs of the District, excluding Capital Outlay Fund and Special Education Fund expenditures. The General Fund is always a major fund.

Special Revenue Fund Types - Special revenue funds are used to account for the proceeds of specific revenue sources that are legally restricted to expenditures for specified purposes. The District's special revenue funds are as follows:

Capital Outlay Fund - A fund established by SDCL 13-16-6 to meet expenditures which result in the lease of, acquisitions of or additions to real property, plant or equipment, textbooks and instructional software. This fund is financed by property taxes and is a major fund.

Special Education Fund - A fund established by SDCL 13-37-16 to pay the costs for the special education of all children in need of special assistance and prolonged assistance who reside within the district. This fund is financed primarily by property taxes and state and federal grants. This is a major fund.

Pension Fund - A fund established by SDCL 13-10-6 for the purpose of paying pensions to retired employees of school districts, which have established such systems, paying the District's share of retirement plan contributions. This fund is financed by property taxes. This is a major fund.

Debt Service Funds - Debt service funds are used to account for accumulations of resources for, and the payment of general long-term debt principal, interest, and related costs.

Bond Redemption Fund - A fund established by SDCL 13-16-13 to account for the proceeds of a special property tax restricted to use for the payment of principal and interest on general obligation bonded debt. The Bond Redemption Fund is the only debt service fund maintained by the School District. This is a major fund.

Capital Project Funds - Capital projects funds are used to account for financial resources to be used for acquisition or construction of major capital facilities (other than those financed by proprietary funds and trust funds)

The Capital Project Fund is the only capital projects fund maintained by the school district. This is a major fund.

Haakon School District No. 27-1
Notes to the Financial Statements
June 30, 2017

NOTE 1 - SUMMARY OF SIGNIFICANT ACCOUNTING POLICIES (CONTINUED)

Proprietary Funds:

Enterprise Fund Types - Enterprise funds are used to account for operations that (a) are financed and operated in a manner similar to private business enterprises, where the focus of the governing body is the costs (expenses, including depreciation) of providing goods or services to the general public on a continuing basis whether financed or recovered through user charges or grants; or (b) where the governing body has decided periodic determination of revenues earned, expenses incurred, and or net income is appropriate for capital maintenance, public policy, management control, accountability, or other purposes. The District's only enterprise fund is as follows:

Food Service Fund - A fund used to record financial transactions related to food service operations. This fund is financed by user charges and grants. This is a major fund.

Fiduciary Funds:

Fiduciary funds are never considered to be major funds.

Private-Purpose Trust Fund Types - Private-purpose trust funds are used to account for all trust arrangements under which principal and income benefits individuals, private organizations, or other governments. The District maintains several Scholarship Funds. The purpose of these funds is to provide scholarships to qualifying students.

Agency Fund Types - Agency funds are used to account for resources held by the District in a purely custodial capacity (assets equal liabilities). Since agency funds are custodial in nature they do not involve the measurement of the results of operations. The District maintains a variety of agency funds to hold assets as an agent in a trustee capacity for various classes, clubs, and so on.

D. MEASUREMENT FOCUS AND BASIS OF ACCOUNTING

Measurement focus is a term used to describe "how" transactions are recorded within the various financial statements. Basis of accounting refers to "when" revenues and expenditures or expenses are recognized in the accounts and reported in the financial statements, regardless of the measurement focus.

Measurement Focus

Government-wide Financial Statements:

In the government-wide Statement of Net Position and Statement of Activities, both governmental and business-type activities are presented using the "economic resources" measurement focus, applied on the accrual basis of accounting.

Fund Financial Statements:

In the fund financial statements, the "current financial resources" measurement focus and the modified accrual basis of accounting are applied to governmental and similar fiduciary fund types, while the "economic resources" measurement focus and the accrual basis of accounting are applied to the proprietary and fiduciary fund types.

Haakon School District No. 27-1
Notes to the Financial Statements
June 30, 2017

NOTE 1 - SUMMARY OF SIGNIFICANT ACCOUNTING POLICIES (CONTINUED)

Basis of Accounting

Government-wide Financial Statements:

In the government-wide Statement of Net Position and Statement of Activities, governmental and business-type activities are presented using the accrual basis of accounting. Under the accrual basis of accounting, revenues and related assets generally are recorded when earned (usually when the right to receive cash vests), and expenses and related liabilities are recorded when an obligation is incurred (usually when the obligation to pay cash in the future vests).

Fund Financial Statements:

All governmental funds are accounted for using the modified accrual basis of accounting. Their revenues, including property taxes and capital credits, generally are recognized when they become measurable and available. "Available" means resources are collected or will be collected soon enough after the end of the fiscal year that they can be used to pay the bills of the current period. The District considers significant revenues reported in the governmental funds to be available if the revenues are collected within sixty days after year-end.

Receivables, such as taxes receivable, may be measurable but not available. Reported deferred inflows of resources are those where asset recognition criteria have been met, but for which revenue recognition criteria have not been met.

Expenditures are generally recorded when the related fund liability is incurred. Exceptions to this general rule include principal and interest on general long-term debt, which is recognized when due.

All proprietary funds and fiduciary funds are accounted for using the accrual basis of accounting. Their revenues are recognized when they are earned, and their expenses are recognized when they are incurred.

E. CASH AND CASH EQUIVALENTS

For the purpose of preparing the Statement of Cash Flows, the District considers all highly liquid investments (including restricted assets) with an original maturity of three months or less when purchased to be cash equivalents.

F. INVENTORY

Inventory is valued at the lower of cost or market. The cost valuation method is first-in, first-out for enterprise fund inventories and average cost for governmental fund inventories.

Donated commodities are valued at estimated market value based on the USDA price list at the date of receipt.

Inventory in the governmental funds and governmental activities consist of expendable supplies held for consumption. In the government-wide financial statements and in the enterprise fund, inventory items are initially recorded as assets and charged to expense in the various functions of government as they are consumed. In the governmental funds, the cost of inventory purchased is recorded as an expenditure at the time inventory items are purchased. Inventories reported in the governmental fund financial statements are equally offset by a Nonspendable Fund Balance, unless included in accounts payable, which indicates that they do not constitute "available spendable resources" even though they are a component of net current assets. As of June 30, 2017, there was no inventory reported in governmental funds.

Haakon School District No. 27-1
Notes to the Financial Statements
June 30, 2017

NOTE 1 - SUMMARY OF SIGNIFICANT ACCOUNTING POLICIES (CONTINUED)

G. RESTRICTED ASSETS

The District has reported restricted assets in the Capital Outlay fund, Capital Projects fund and on the Statement of Net Position. The amounts reported as restricted for retirement of debt represent the sinking fund for outstanding Qualified Zone Academy Bonds (QZAB). The bonds are term bonds that mature in FY 2018. See Note 5 for additional information related to the QZAB debt. The amounts reported as restricted for capital projects represent the proceeds from the bonds issued that have not yet been spent for the construction project.

H. CAPITAL ASSETS

Capital assets include land, buildings, improvements, equipment, and all other tangible or intangible assets that are used in operations and that have initial useful lives extending beyond a single reporting period.

The accounting treatment of capital assets depends on whether the assets are used in governmental fund operations or proprietary fund operations and whether they are reported in the government-wide or fund financial statements.

Fund Financial Statements:

In the fund financial statements, capital assets used in governmental fund operations are accounted for as capital expenditures of the governmental fund upon acquisition. Capital assets used in proprietary fund operations are accounted for on the accrual basis, the same as in the government-wide financial statements.

Government-wide Financial Statements:

All capital assets are valued at historical cost or estimated historical cost if actual historical cost is not available. Donated capital assets are valued at their estimated fair value on the date donated. Interest costs incurred during construction of general capital assets are not capitalized.

Capitalization thresholds (the dollar value above which individual asset acquisitions are added to the capital asset accounts) and estimated useful lives of capital assets reported in the government-wide financial statements and proprietary funds are as follows:

	Capitalization Threshold	Estimated Useful Life
Land	\$ 1,000	-----
Buildings	5,000	50 yrs
Improvements	5,000	20 yrs
Equipment (government-wide)	5,000	5-15 yrs
Equipment (proprietary funds)	1,000	5-15 yrs

Depreciation expense is calculated using the straight-line and composite methods. All depreciation of exhaustible fixed assets is recorded as an allocated expense in the Statement of Activities. Land is an inexhaustible capital asset and is not depreciated.

Haakon School District No. 27-1
Notes to the Financial Statements
June 30, 2017

NOTE 1 - SUMMARY OF SIGNIFICANT ACCOUNTING POLICIES (CONTINUED)

I. LONG-TERM LIABILITIES

The accounting treatment of long-term liabilities depends on whether the assets are used in governmental fund operations or proprietary fund operations and whether they are reported in the government-wide or fund financial statements.

Government-wide Financial Statements:

All long-term liabilities to be repaid from governmental and business-type resources are reported as liabilities in the government-wide financial statements. Long-term liabilities consist of compensated absences and Qualified Zone Academy Bonds.

Compensated Absences - Accrued leave payable is accounted for using the methods described below related to long-term liabilities. Vacation leave is earned by 12 month employees at varying rates depending on years of service. Sick leave is earned by the employees based on their contracts. Upon termination, employees are entitled to receive compensation for their accrued vacation; employees are not entitled to compensation for sick leave balances. Accrued leave payable balances, which require an accrual in the financial statements, are reported in Note 5 as compensated absences. For employees normally paid out of the governmental funds, these amounts are charged as an expenditure at the time of retirement. Compensated absences for governmental activities typically have been liquidated from the General Fund.

Fund Financial Statements:

In the fund financial statements, debt proceeds are reported as revenues (other financing sources), while payments of principal and interest are reported as expenditures when they become due. The accounting for proprietary fund long-term debt is on the accrual basis, the same as in the government-wide financial statements.

J. DEFERRED OUTFLOWS/INFLOWS OF RESOURCES

The District reports decreases in net position that relate to future periods as deferred outflows of resources in a separate section of its government-wide and proprietary funds statements of net position. The only deferred outflow of resources reported is a deferred amount arising from the District's pension plan for qualified retirees as discussed in Note 8.

The District's governmental funds report a separate section for deferred inflows of resources. This section reflects a decrease in net position that applies to a future period or periods. Under the modified accrual basis of accounting, governmental fund revenues are not recognized until available (collected no later than 60 days after the end of the District's fiscal year). The District reports the following as deferred inflows of resources in the governmental funds: property taxes levied but not collected within the available period; property taxes collected within the available period that are intended to finance the next fiscal year; and capital credits that are owed to the District, but will be received at some point in the future. In the government-wide financial statements, the District reports deferred inflows of resources for property taxes levied for a future period. The District has no deferred inflows of resources to report in the proprietary fund statements for the current year.

Haakon School District No. 27-1
Notes to the Financial Statements
June 30, 2017

NOTE 1 - SUMMARY OF SIGNIFICANT ACCOUNTING POLICIES (CONTINUED)

K. NET POSITION AND FUND BALANCE

Government-wide Financial Statements:

Equity on the Statement of Net Position includes the following three components:

Net Investment in Capital Assets - Consists of capital assets, including restricted capital assets, net of accumulated depreciation (if applicable) and reduced by the outstanding balances of capital outlay certificates or other borrowings that are attributable to the acquisition, construction, or improvement of those assets.

Restricted - Consists of net position with constraints placed on its use either by (a) external groups such as creditors, grantors, contributors, or laws and regulations of other governments or (b) law through constitutional provisions or enabling legislation.

Unrestricted - Represents all other net position that does not meet the definition of "restricted" or "net investment in capital assets."

It is the District's policy to first use restricted net position prior to the use of unrestricted net position when an expense is incurred for purposes which both restricted and unrestricted net position are available.

Fund Financial Statements:

The District classifies governmental fund balances as follows:

Nonspendable - Includes fund amounts that cannot be spent because they are either not in spendable form or are legally or contractually required to be maintained intact.

Restricted - Constraints are placed on the use of resources by either (a) external creditors, grantors, contributors, or laws or regulations of other governments, or (b) imposed by law by constitutional provisions or enabling legislation

Assigned - Amounts that are constrained by the District's intent to be used for specific purposes but that are not considered restricted. The Board and management have the authority to assign fund balances.

Unassigned - Includes positive fund balance within the General Fund which has not been classified within the above mentioned categories, and negative fund balances in other governmental funds.

The District uses restricted amounts first when both restricted and unrestricted fund balance is available unless there are legal documents/contracts that prohibit doing this, such as a grant agreement requiring dollar for dollar spending. Additionally, the District would first use *assigned* and then *unassigned* amounts of unrestricted fund balance when expenditures are made.

The District does not have a formal minimum fund balance policy.

Proprietary net position is classified the same as in the government-wide financial statements. Fiduciary net position (except for Agency Funds, which do not have net position) is reported as net position held in trust for other purposes.

L. PROPRIETARY FUND REVENUE AND EXPENSE CLASSIFICATIONS

In the proprietary fund Statement of Revenues, Expenses and Changes in Net Position revenues and expenses are classified in a manner consistent with how they are classified in the Statement of Cash Flows. That is, transactions for which related cash flows are reported as capital and related financing activities, noncapital financing activities, or investing activities are not reported as components of operating revenues or expenses.

Haakon School District No. 27-1
Notes to the Financial Statements
June 30, 2017

NOTE 1 - SUMMARY OF SIGNIFICANT ACCOUNTING POLICIES (CONTINUED)

M. PROGRAM REVENUES

In the Statement of Activities, reported program revenues derive directly from the program itself or from parties other than the District's taxpayers or citizenry, as a whole. Program revenues are classified into three categories, as follows:

Charges for Services - These arise from charges to customers, applicants, or others who purchase, use, or directly benefit from the goods, services, or privileges provided, or are otherwise directly affected by the services.

Program Revenues - Operating Grants and Contributions - These arise from mandatory and voluntary non-exchange transactions with other governments, organizations, or individuals that are restricted for use in a particular program.

Program Revenues - Capital Grants and Contributions - These arise from mandatory and voluntary non-exchange transactions with other governments, organizations, or individuals that are restricted for the acquisition of capital assets for use in a particular program.

N. UNEARNED REVENUE

The proprietary fund reports meal tickets that have been purchased but not yet redeemed as unearned revenue.

O. PENSIONS

For purposes of measuring the net pension liability (asset), deferred outflows of resources and deferred inflows of resources related to pensions, and pension expense (revenue), information about the fiduciary net position of the South Dakota Retirement System (SDRS) and additions to/deletions from SDRS' fiduciary net position have been determined on the same basis as they are reported by SDRS, District contributions and net pension asset are recognized on the accrual basis of accounting.

NOTE 2 - DEPOSITS AND INVESTMENTS

The District follows the practice of aggregating the cash assets of various funds to maximize cash management efficiency and returns. The General, Capital Outlay, Special Education, and Pension Funds participate in the internal cash pool. Statutes impose various restrictions on deposits and investments. These restrictions are summarized below:

Deposits - The District's deposits are made in qualified public depositories as defined by SDCL 4-6A-1, 13-16-15, 13-16-15.1, and 13-16-18.1. Qualified depositories are required by SDCL 4-6A-3 to maintain at all times, segregated from their other assets, eligible collateral having a value equal to at least 100 percent of the public deposit accounts which exceed deposit insurance such as the FDIC and NCUA. In lieu of pledging eligible securities, a qualified public depository may furnish irrevocable standby letters of credit issued by Federal Home Loan Banks accompanied by written evidence of that bank's public debt rating which may not be less than "AA", or a qualified public depository may furnish a corporate surety bond of a corporation authorized to do business in South Dakota.

The District's policy is to report at cost plus interest and credit all income from investments and deposits to the fund making the investment, except capital credits which are reported entirely in the General Fund.

Haakon School District No. 27-1
Notes to the Financial Statements
June 30, 2017

NOTE 2 - DEPOSITS AND INVESTMENTS (CONTINUED)

Investments - In general, SDCL4-5-6 permits school district funds to be invested only in (a) securities of the United States and securities guaranteed by the United States Government either directly or indirectly; or (b) repurchase agreements fully collateralized by securities described in (a) above; or in shares of an open-end, no load fund administered by an investment company whose investments are in securities described in (a) above and repurchase agreements described in (b) above. Also, SDCL 4-5-9 requires investments to be in the physical custody of the political subdivision or may be deposited in a safekeeping account with any bank or trust company designated by the political subdivision as its fiscal agent.

Credit Risk - State law limits eligible investments for the District, as discussed above. The District has no investment policy that would further limit its investment choices. As of June 30, 2017, the following investments were held by the District to repay debt obligations:

Investment	Credit	Level	Total	Amount Due in Less Than One Year
Money Market	N/A	1	\$ 4,152,180	\$ 4,152,180
Certificates of Deposits	N/A	1	4,200,000	4,000,000
U.S. Government Sponsored Enterprises:				
FHLB	AAA	2	<u>198,361</u>	<u>198,361</u>
Total			<u>\$ 8,550,541</u>	<u>\$ 8,350,541</u>

The District categorizes its fair value measurements within the fair value hierarchy established by generally accepted accounting principles. The hierarchy is based on the valuation inputs used to measure the fair value of the asset. Level 1 inputs are quoted prices in active markets for identical assets; Level 2 inputs are significant other observable inputs; Level 3 inputs are significant unobservable inputs.

The District has the following recurring fair value measurements as of June 30, 2017:

- Corporate bonds of \$198,361 are valued using observable inputs (Level 2 inputs)

Custodial Credit Risk - Deposits - The risk that, in the event of a depository failure, the District's deposits may not be returned to it. The District does not have a deposit policy for custodial credit risk.

Concentration of Credit Risk - The District places no limit on the amount that may be deposited with any one financial institution. The District's deposits are with one financial institution; the District's deposits were not exposed to credit risk as all deposits were fully collateralized by pledged securities.

Interest Rate Risk - The District does not have a formal investment policy that limits investment maturities as a means of managing its exposure to fair value losses arising from increasing interest rates.

NOTE 3 - DUE FROM OTHER GOVERNMENTS

Amounts due from other governments included in the fund financial statements consisted of \$164,369 due from the S.D. Department of Education and \$76,225 due from Haakon County at June 30, 2017.

Haakon School District No. 27-1
Notes to the Financial Statements
June 30, 2017

NOTE 4 - CHANGES IN CAPITAL ASSETS

A summary of changes in capital assets for the year ended June 30, 2017 is as follows:

	Balance June 30, 2016	Increase	Decrease	Balance June 30, 2017
Governmental Activities:				
Capital Assets Not Being Depreciated:				
Land	\$ 26,020	\$ -	\$ -	\$ 26,020
Construction in Progress	<u>345,435</u>	<u>792,857</u>	<u>(345,435)</u>	<u>792,857</u>
Total Capital Assets Not Being Depreciated	<u>\$ 371,455</u>	<u>\$ 792,857</u>	<u>\$ (345,435)</u>	<u>\$ 818,877</u>
Capital Assets Being Depreciated:				
Buildings	\$ 5,002,780	\$ 45,000	\$ (225,533)	\$ 4,822,247
Improvements	106,771	-	(447)	106,324
Equipment	<u>433,764</u>	<u>646,881</u>	<u>-</u>	<u>1,080,645</u>
Total Capital Assets Being Depreciated	<u>5,543,315</u>	<u>691,881</u>	<u>(225,980)</u>	<u>6,009,216</u>
Less Accumulated Depreciation for:				
Buildings	3,675,119	39,964	(159,968)	3,555,115
Improvements	70,635	4,864	(313)	75,186
Equipment	<u>272,698</u>	<u>40,481</u>	<u>-</u>	<u>313,179</u>
Total Accumulated Depreciation	<u>4,018,452</u>	<u>85,309</u>	<u>(160,281)</u>	<u>3,943,480</u>
Total Capital Assets Being Depreciated, Net	<u>\$ 1,524,863</u>	<u>\$ 606,572</u>	<u>\$ (65,699)</u>	<u>\$ 2,065,736</u>
Business-type Activities:				
Equipment	\$ 40,317	\$ -	\$ -	\$ 40,317
Less Accumulated Depreciation	<u>26,555</u>	<u>1,978</u>	<u>-</u>	<u>28,533</u>
Net Capital Assets	<u>\$ 13,762</u>	<u>\$ (1,978)</u>	<u>\$ -</u>	<u>\$ 11,784</u>

Depreciation expense was charged to governmental functions as follows:

Instruction	\$ 39,638
Support Services	31,556
Cocurricular Activities	<u>14,115</u>
Total Depreciation Expense	<u>\$ 85,309</u>

Depreciation expense for the business-type activities was charged to the Food Service Fund.

Haakon School District No. 27-1
Notes to the Financial Statements
June 30, 2017

NOTE 5 - LONG-TERM LIABILITIES

The following is a summary of changes in long-term liabilities:

	Balance June 30, 2016	Increase	Decrease	Balance June 30, 2017	Amounts Due Within 1 Year
Governmental Activities:					
General Obligation Debt					
Series 2016 Bond Premium	\$ -	\$ 160,558	\$ 4,700	\$ 155,858	\$ -
Series 2016 Bond	-	8,840,000	-	8,840,000	330,000
Qualified Zone Academy Bonds	200,000	-	-	200,000	200,000
Other Liabilities:					
Compensated Absences	<u>7,902</u>	<u>14,768</u>	<u>18,423</u>	<u>4,247</u>	<u>4,247</u>
Total Long-term Liabilities	<u>\$ 207,902</u>	<u>\$ 9,015,326</u>	<u>\$ 23,123</u>	<u>\$ 9,200,105</u>	<u>\$ 534,247</u>
Qualified Zone Academy Bonds, Noninterest Bearing*, Due 11/12/2017					\$ 200,000
Series 2016 Bonds, Interest varying between 1-3%, Due 12/01/2037					8,840,000
Series 2016 Bond Premiums, amortized over 20 years					<u>155,858</u>
					<u>\$ 9,195,858</u>

*The federal government covers the interest on these bonds through tax credits given to the financial institutions that hold the bonds.

The annual debt service requirements to maturity for all long-term debt outstanding as of June 30, 2017, excluding compensated absences are as follows:

Year Ending June 30,	General Obligation Debt		Totals
	Principal	Interest	
2018	\$ 530,000	\$ 198,460	\$ 728,460
2019	355,000	195,035	550,035
2020	360,000	191,370	551,370
2021	365,000	187,290	552,290
2022	370,000	182,695	552,695
2023-2027	1,930,000	822,260	2,752,260
2028-2032	2,135,000	604,100	2,739,100
2033-2037	2,460,000	268,800	2,728,800
2038	<u>535,000</u>	<u>8,025</u>	<u>543,025</u>
	<u>\$ 9,040,000</u>	<u>\$ 2,658,035</u>	<u>\$ 11,698,035</u>

Compensated absence payments are made from the fund that the payroll expenditures are charged.

Sinking fund provisions on Qualified Zone Academy Bonds (QZAB) required annual deposits of \$17,606 of each year through 2013, after which the fund will continue to earn interest until maturity on November 12, 2017. The current balance of the sinking fund is presented as restricted assets in the fund and governmental statements.

Haakon School District No. 27-1
Notes to the Financial Statements
June 30, 2017

NOTE 6 - RESTRICTED NET POSITION

The following table shows restricted net position as shown on the Statement of Net Position:

<u>Purpose</u>	<u>Restricted By</u>	
Major Purposes:		
Capital Outlay	Law	\$ 2,340,186
Special Education	Law	970,079
Pension	Law	157,279
Debt Services	Debt Covenants	357,092
Capital Projects	Law	8,125,560
Share of Net Pension Asset	Law	<u>416,797</u>
Total		<u>\$ 12,366,993</u>

Although unrestricted, the business-type activities' net position in the amount of \$16,051 is limited by federal regulations as the District's food services are primarily funded with federal grants.

NOTE 7 - PROPERTY TAX

Property taxes are levied on or before each October 1, attach as an enforceable lien on property, and become due and payable as of the following January 1, and are payable in two installments on or before the following April 30 and October 31. The county bills and collects the District's taxes and remits them to the District.

District property tax revenues are recognized to the extent that they are used to finance each year's appropriations. Revenue related to current year property taxes receivable, which are not intended to be used to finance the current year's appropriations and therefore are not susceptible to accrual, has been reported as deferred inflows of resources in both the fund financial statements and the government-wide financial statements. Additionally, in the fund financial statements, revenue from property taxes may be limited by any amount not collected during the current fiscal period or within the "availability period."

State statute allows the General Fund tax rates to be increased by special election of the voters.

NOTE 8 - PENSION PLAN

Plan Information

All employees, working more than 20 hours per week during the school year, participate in the South Dakota Retirement System (SDRS), a cost sharing, multiple employer defined benefit pension plan administered by SDRS to provide retirement benefits for employees of the State of South Dakota and its political subdivisions. The SDRS provides retirement, disability, and survivors' benefits. The right to receive retirement benefits vests after three years of credited service. Authority for establishing, administering and amending plan provisions are found in SDCL 3-12. The SDRS issues a publicly available financial report that includes financial statements and required supplementary information. That report may be obtained at <http://www.sdrs.sd.gov/publications/> or by writing to the SDRS, P.O. Box 1098, Pierre, SD 57501-1098 or by calling (605) 773-3731.

Haakon School District No. 27-1
Notes to the Financial Statements
June 30, 2017

NOTE 8 - PENSION PLAN (CONTINUED)

Benefits Provided

SDRS has three different classes of employees, Class A, Class B public safety and Class B judicial. Class A retirement benefits are determined as 1.7 percent prior to 2008 and 1.55 percent thereafter of the employee's final 3-year average compensation times the employee's years of service. Employees with 3 years of service are eligible to retire at age 55. Class B public safety benefits are determined as 2.4 percent for service prior to 2008 and 2.0 percent thereafter of employee final average compensation. Class B judicial benefits are determined as 3.733 percent for service prior to 2008 and 3.333 percent thereafter of employee final average compensation. All Class B employees with 3 years of service are eligible to retire at age 45. Employees are eligible for service-related disability benefits regardless of length of service. Three years of service is required for nonservice-related disability eligibility. Disability benefits are determined in the same manner as retirement benefits but are payable immediately without an actuarial reduction. Death benefits are a percent of the employee's final average salary.

The annual increase in the amount of the SDRS benefits payable on each July 1st is indexed to the consumer price index (CPI) based on SDRS funded status:

- If the SDRS market value funded ratio is
 - 100% or more - 3.1% COLA
 - 80.0% to 99.9%, index with the CPI
 - 90.0% to 99.9% funded - 2.1% minimum and 2.8% maximum COLA
 - 80.0% to 90.0% funded - 2.1% minimum and 2.4% maximum COLA
 - Less than 80% - 2.1% COLA

All benefits except those depending on the Member's Accumulated Contributions are annually increased by the Cost-of-Living Adjustment.

Contributions

Per SDCL 3-12, contribution requirements of the active employees and the participating employers are established and may be amended by the SDRS Board. Covered employees are required by state statute to contribute the following percentages of their salary to the plan; Class A Members, 6.0% of salary; Class B Judicial Members, 9.0% of salary; and Class B Public Safety Members, 8.0% of salary. State statute also requires the employer to contribute an amount equal to the employee's contribution. State statute also requires the employer to make an additional contribution in the amount of 6.2 percent for any compensation exceeding the maximum taxable amount for social security for general employees only. The District's share of contributions to the SDRS for the fiscal years ended June 30, 2017, 2016, and 2015 were \$110,452, \$90,580, and \$94,239, respectively, equal to the required contributions each year.

Haakon School District No. 27-1
Notes to the Financial Statements
June 30, 2017

NOTE 8 - PENSION PLAN (CONTINUED)

Pension Liabilities (Assets), Pension Expense (Revenue), and Deferred Outflows of Resources and Deferred Inflows of Resources to Pensions

At June 30, 2016, SDRS is 96.89% funded and accordingly has a net pension liability. The proportionate shares of the components of the net pension asset of South Dakota Retirement System, for the District as of the measurement period ending June 30, 2016 and reported by the District as of June 30, 2017 are as follows:

Proportionate Share of Pension Liability	\$ 8,610,892
Less: Proportionate Share of Net Pension Restricted for Pension Benefits	<u>8,342,842</u>
Proportionate Share of Net Pension Liability (Asset)	<u>\$ 268,050</u>

At June 30, 2017, the District reported a liability (asset) of \$268,050 for its proportionate share of the net pension liability (asset). The net pension liability (asset) was measured as of June 30, 2016 and the total pension liability (asset) used to calculate the net pension liability (asset) was based on a projection of the District's share of contributions to the pension plan relative to the contributions of all participating entities. At June 30, 2016, the District's proportion was 0.079% which is an increase (decrease) of (0.00668%) from its proportion measured as of June 30, 2015.

For the year ended June 30, 2017, the District recognized pension expense of \$194,295. At June 30, 2017, the District reported deferred outflows of resources and deferred inflows of resources related to pensions from the following sources:

	<u>Deferred Outflows of Resources</u>	<u>Deferred Inflows of Resources</u>
Difference Between Expected and Actual Experience	\$ 93,314	\$ -
Changes in Assumption	160,549	-
Net Difference Between Projected and Actual Earnings on Pension Plan Investments	298,162	-
Changes in Proportion and Difference Between District Contributions and Proportionate Share of Contributions	24,755	2,385
District Contributions Subsequent to the Measurement Date	<u>110,452</u>	<u>-</u>
Total	<u>\$ 687,232</u>	<u>\$ 2,385</u>

Haakon School District No. 27-1
Notes to the Financial Statements
June 30, 2017

NOTE 8 - PENSION PLAN (CONTINUED)

\$110,452 reported as deferred outflow of resources related to pensions resulting from District contributions subsequent to the measurement date will be recognized as a reduction of the net pension liability in the year ending June 30, 2018. Other amounts reported as deferred outflows of resources and deferred inflows of resources related to pensions will be recognized in pension revenue as follows:

Year Ended June 30,	
2018	\$ 155,301
2019	96,449
2020	195,690
2021	126,955
2022	-
Thereafter	-
Total	<u>\$ 574,395</u>

Actuarial Assumptions

The total pension liability (asset) in the June 30, 2016 actuarial valuation was determined using the following actuarial assumptions, applied to all periods included in the measurement:

Inflation	3.25 percent
Salary Increases	5.83 percent at entry to 3.87 percent after 30 years of service
Investment Rate of Return	7.25 percent through 2017 and 7.50 percent thereafter, net of pension plan investment expense

Mortality rates were based on the RP-2000 Employee Mortality Table for males and females, as appropriate.

The actuarial assumptions used in the June 30, 2016 valuation were based on the results of an actuarial experience study for the period July 1, 2005 through June 30, 2011. The mortality assumptions were revised based on an extension of the experience study including mortality experience through June 30, 2013.

Investment portfolio management is the statutory responsibility of the South Dakota Investment Council (SDIC), which may utilize the services of external money managers for management of a portion of the portfolio. SDIC is governed by the Prudent Man Rule (i.e., the council should use the same degree of care as a prudent man). Current SDIC investment policies dictate limits on the percentage of assets invested in various types of vehicles (equities, fixed income securities, real estate, cash, private equity, etc.). The long-term expected rate of return on pension plan investments was determined using a method in which best-estimate ranges of expected future real rates of return (expected returns, net of pension plan investment expense and inflation) are developed for each major asset class. These ranges are combined to produce the long-term expected rate of return by weighing the expected future real rates of return by the target asset allocation percentage and by adding expected inflation.

Haakon School District No. 27-1
Notes to the Financial Statements
June 30, 2017

NOTE 8 - PENSION PLAN (CONTINUED)

Best estimates of real rates of return for each major asset class included in the pension plan's target asset allocation as of June 30, 2016 (see the discussion of the pension plan's investment policy) are summarized in the following table using geometric means:

<u>Asset Class</u>	<u>Target Allocation</u>	<u>Long-term Expected Real Rate of Return</u>
Global Equity	58.0%	4.5%
Fixed Income	30.0%	1.8%
Real Estate	10.0%	4.6%
Cash	<u>2.0%</u>	0.7%
Total	<u>100%</u>	

Discount Rate

The discount rate used to measure the total pension liability (asset) was 7.25% through 2017 and 7.50% thereafter. The projection of cash flows used to determine the discount rate assumed that employee contributions will be made at the current contribution rate and that matching employer contributions from will be made at rates equal to the member rate. Based on these assumptions, the pension plan's fiduciary net position was projected to be available to make all future benefit payments of current plan members. Therefore, the long-term expected rate of return on pension plan investments was applied to all periods of projected benefit payments to determine the total pension liability (asset).

Sensitivity of Liability (Asset) to Changes in the Discount Rate

The following presents the District's proportionate share of net pension liability (asset) calculated using the discount rate of 7.25% through 2017 and 7.50% thereafter, as well as what the School's proportionate share of the net pension asset would be if it were calculated using a discount rate that is 1-percentage point lower (6.25/6.50%) or 1-percentage point higher (8.25/8.50%) than the current rate:

	<u>1% Decrease</u>	<u>Current Discount Rate</u>	<u>1% Increase</u>
District's Proportionate Share of the Net Pension (Asset)/Liability	\$ <u>1,500,002</u>	\$ <u>268,050</u>	\$ <u>(736,740)</u>

Pension Plan Fiduciary Net Position

Detailed information about the plan's fiduciary net position is available in the separately issued SDRS financial report.

NOTE 9 - RISK MANAGEMENT

The District is exposed to various risks of loss related to torts; theft of, damage to, and destruction of assets; errors and omissions; injuries to employees; and natural disasters. During the year ended June 30, 2017, the District managed its risks as follows:

Employee Health Insurance

The District purchases health insurance for its employees from a commercial insurance carrier. Settled claims resulting from these risks have not exceeded the liability coverage during the past three years.

Haakon School District No. 27-1
Notes to the Financial Statements
June 30, 2017

NOTE 9 - RISK MANAGEMENT (CONTINUED)

Unemployment Benefits

The District has elected to be self-insured and retains all risk for liabilities resulting from claims for unemployment benefits. Unemployment claims, if any, are intended to be paid from current year appropriations, normally from the General Fund.

Claims are billed by the state quarterly. During the year ended June 30, 2017 no claims had been filed for unemployment benefits and none, deemed to be of a material nature, are anticipated in the next fiscal year.

Liability Insurance

The District purchases liability insurance for risks related to torts; theft or damage to property; and errors or omissions of public officials from a commercial insurance carrier. Settled claims resulting from these risks have not exceeded the liability coverage during the past three years.

Worker's Compensation

The District participates, with several other educational units and related organizations in South Dakota, in the Associated School Boards of South Dakota Workers' Compensation Fund Pool (the Pool) which provides workers' compensation insurance coverage for participating members of the Pool. The objective of the Pool is to formulate, develop, and administer, on behalf of the member organizations, a program of worker's compensation coverage, to obtain lower costs for that coverage, and to develop a comprehensive loss control program. The District's responsibility is to initiate and maintain a safety program to give its employees safe and sanitary working conditions and to promptly report and to cooperate with the Pool to resolve any worker's compensation claims.

The District pays an annual premium, to provide worker's compensation coverage for its employees, under a retrospectively rated policy and the premiums are accrued based on the ultimate cost of the experience to date of the Pool members. The District may also be responsible for additional assessments in the event the Pool is determined by its board of trustees to have inadequate reserves to satisfy current obligations or judgments. Additional assessments, if any, are to be determined on a prorated basis based upon each participant's percentage of contribution in relation to the total contributions to the Pool of all participants for the year in which the shortfall occurs. The Pool provides loss coverage to all participants through pool retained risk retention and through insurance coverage purchased by the Pool in excess of the retained risk. The Pool pays the first \$500,000 of any claim per individual. The Pool has reinsurance which covers up to \$1,000,000 per individual, per incident. There was no additional assessment charged to Pool members for the year ended June 30, 2017.

The District does not carry additional insurance to cover claims in excess of the upper limit. Settled claims resulting from these risks have not exceeded the liability coverage over the past three years.

NOTE 10 - JOINT VENTURE

The District participates in the Black Hills Special Services Cooperative (the Co-op), a cooperative service unit formed for the purpose of providing special education and other services to the member school districts.

Haakon School District No. 27-1
Notes to the Financial Statements
June 30, 2017

NOTE 10 - JOINT VENTURE (CONTINUED)

The members of the Co-op and their relative percentage participation in the Co-op are as follows:

- Belle Fourche School District 8.33%
- Custer School District 8.33%
- Douglas School District 8.33%
- Edgemont School District 8.33%
- Haakon School District 8.33%
- Hill City School District 8.33%
- Hot Springs School District 8.33%
- Lead/Deadwood School District 8.33%
- Meade School District 8.33%
- Oelrichs School District 8.33%
- Rapid City School District 8.33%
- Spearfish School District 8.33%

The Co-op's governing board is comprised of one representative, a school board member, from each member school district. The board is responsible for adopting the Co-op's budget and setting service fees at a level adequate to fund the adopted budget.

The District retains no equity in the net position of the Co-op, but does have a responsibility to fund deficits of the Co-op in proportion to the relative participation described above.

Separate financial statements may be obtained by writing to BHSSC, PO Box 218, Sturgis, SD 57785. At June 30, 2017, this joint venture had assets of \$7,487,065, deferred outflows of \$5,617,630, liabilities of \$5,617,630, and net position of \$6,523,984 (unaudited).

The District did not contract for services with the Co-op during the year ended June 30, 2017.

NOTE 11 - OPERATING LEASES

In September 2012, the District entered into a five-year lease agreement for office equipment. Minimum monthly lease payments under this lease are \$410. The District recognized \$4,103 of expenses under this lease for the year ended June 30, 2017. This lease was canceled early and a new five-year lease agreement for office equipment in May 2017. Minimum monthly lease payments under this lease are \$414. The District recognized \$414 of expenses under this lease for year ended June 30, 2017. Future minimum lease payments are \$4,963 annually through the year ended June 30, 2021 and of \$4,136 for the year ended June 30, 2022.

NOTE 12 - CONCENTRATIONS

The District is dependent upon program revenues and operating revenues from the State of South Dakota for its primary existence.

NOTE 13 - COMMITMENTS

The District has entered into several contracts for the engineering and construction of a new building. The estimated cost of the project is \$10,244,018. The District issued bonds in the amount of \$8,840,000 to help pay for the project. The remaining costs will be paid with the District's cash reserves in the Capital Outlay Fund and General Fund.

NOTE 14 - SUBSEQUENT EVENTS

Subsequent events have been evaluated through the date of the independent auditor's report which is the date the financial statements were available to be issued.

THIS PAGE INTENTIONALLY LEFT BLANK

REQUIRED SUPPLEMENTARY INFORMATION

Haakon School District No. 27-1
Budgetary Comparison Schedule - General Fund - Budgetary Basis
For the Year Ended June 30, 2017

	<u>Budgeted Original</u>	<u>Budgeted Final</u>	<u>Actual (Budgetary Basis)</u>	<u>Variance Positive (Negative)</u>
REVENUE				
Revenue From Local Sources:				
Taxes:				
Ad Valorem Taxes	\$ 888,726	\$ 888,726	\$ 899,681	\$ 10,955
Gross Receipts Taxes	80,000	80,000	121,809	41,809
Penalties and Interest on Taxes	1,000	1,000	1,606	606
Cocurricular Activities	21,000	21,000	27,114	6,114
Earnings on Deposits	5,500	5,500	10,440	4,940
Other Local Revenue	<u>20,000</u>	<u>20,000</u>	<u>19,006</u>	<u>(994)</u>
Total Revenue From Local Sources	<u>1,016,226</u>	<u>1,016,226</u>	<u>1,079,656</u>	<u>63,430</u>
Revenue From Intermediate Sources:				
County Sources	<u>12,000</u>	<u>12,000</u>	<u>19,317</u>	<u>7,317</u>
Revenue From State Sources:				
Unrestricted Grants-in-aid	<u>1,014,235</u>	<u>1,014,235</u>	<u>1,165,240</u>	<u>151,005</u>
Revenue From Federal Sources:				
Unrestricted Grants-in-aid	5,300	5,300	10,492	5,192
Restricted Grants-in-aid	<u>134,885</u>	<u>134,885</u>	<u>127,537</u>	<u>(7,348)</u>
Total Revenue From Federal Sources	<u>140,185</u>	<u>140,185</u>	<u>138,029</u>	<u>(2,156)</u>
TOTAL REVENUE	<u>2,182,646</u>	<u>2,182,646</u>	<u>2,402,242</u>	<u>219,596</u>

See independent auditor's report and notes to required supplementary information.

	<u>Budgeted Original</u>	<u>Budgeted Final</u>	<u>Actual (Budgetary Basis)</u>	<u>Variance Positive (Negative)</u>
EXPENDITURES				
Instructional Services:				
Regular Programs	1,204,803	1,329,818	1,348,325	(18,507)
Special Programs	<u>94,782</u>	<u>100,465</u>	<u>92,273</u>	<u>8,192</u>
Total Instruction	<u>1,299,585</u>	<u>1,430,283</u>	<u>1,440,598</u>	<u>(10,315)</u>
Support Services:				
Pupils	54,811	60,494	59,773	721
Instructional Staff	28,158	33,841	33,138	703
General Administration	161,529	164,370	174,224	(9,854)
School Administration	163,702	180,750	187,543	(6,793)
Business	477,615	514,551	515,799	(1,248)
Central	<u>1,600</u>	<u>1,600</u>	<u>890</u>	<u>710</u>
Total Support Services	<u>887,415</u>	<u>955,606</u>	<u>971,367</u>	<u>(15,761)</u>
Cocurricular Activities:				
Male Activities	47,992	47,992	52,509	(4,517)
Female Activities	30,280	30,280	24,292	5,988
Activity Transportation	44,405	44,405	32,449	11,956
Combined Activities	<u>86,224</u>	<u>86,224</u>	<u>87,491</u>	<u>(1,267)</u>
Total Cocurricular Activities	<u>208,901</u>	<u>208,901</u>	<u>196,741</u>	<u>12,160</u>
Other Nonprogrammed Costs	-	-	-	-
Contingencies	<u>30,000</u>	<u>30,000</u>	-	<u>30,000</u>
TOTAL EXPENDITURES	<u>2,425,901</u>	<u>2,624,790</u>	<u>2,608,706</u>	<u>16,084</u>
NET CHANGE IN FUND BALANCES	(243,255)	(442,144)	(206,464)	235,680
FUND BALANCE - BEGINNING	<u>1,530,690</u>	<u>1,530,690</u>	<u>1,530,690</u>	-
FUND BALANCE - ENDING	<u>\$ 1,287,435</u>	<u>\$ 1,088,546</u>	<u>\$ 1,324,226</u>	<u>\$ 235,680</u>

See independent auditor's report and notes to required supplementary information.

Haakon School District No. 27-1
Budgetary Comparison Schedule - Capital Outlay Fund - Budgetary Basis
For the Year Ended June 30, 2017

	<u>Budgeted Original</u>	<u>Budgeted Final</u>	<u>Actual (Budgetary Basis)</u>	<u>Variance Positive (Negative)</u>
REVENUES				
Revenue From Local Sources:				
Taxes:				
Ad Valorem Taxes	\$ 842,750	\$ 842,750	\$ 837,300	\$ (5,450)
Penalties and Interest on Taxes	1,000	1,000	2,031	1,031
Earnings on Deposits	4,500	4,500	14,692	10,192
Other Local Revenue	<u>30,000</u>	<u>30,000</u>	<u>34,335</u>	<u>4,335</u>
Total Revenue From Local Sources	<u>878,250</u>	<u>878,250</u>	<u>888,358</u>	<u>10,108</u>
Revenue From State Sources:				
Restricted Grants-in-aid	<u>597,600</u>	<u>597,600</u>	<u>597,600</u>	<u>-</u>
TOTAL REVENUE	<u>1,475,850</u>	<u>1,475,850</u>	<u>1,485,958</u>	<u>10,108</u>
EXPENDITURES				
Instructional Services:				
Regular Programs	<u>102,000</u>	<u>102,000</u>	<u>52,145</u>	<u>49,855</u>
Total Instruction	<u>102,000</u>	<u>102,000</u>	<u>52,145</u>	<u>49,855</u>
Support Services:				
Instructional Staff	13,000	13,000	2,033	10,967
General Administration	2,000	2,000	884	1,116
School Administration	4,000	4,000	2,776	1,224
Business	<u>816,750</u>	<u>816,750</u>	<u>715,637</u>	<u>101,113</u>
Total Support Services	<u>835,750</u>	<u>835,750</u>	<u>721,330</u>	<u>114,420</u>
Cocurricular Activities:				
Transportation	2,500	2,500	-	2,500
Combined Activities	<u>2,800</u>	<u>2,800</u>	<u>8,065</u>	<u>(5,265)</u>
Total Cocurricular Activities	<u>5,300</u>	<u>5,300</u>	<u>8,065</u>	<u>(2,765)</u>
Contingencies	<u>30,000</u>	<u>30,000</u>	<u>-</u>	<u>30,000</u>
Debt Services	<u>325</u>	<u>325</u>	<u>24,825</u>	<u>(24,500)</u>
TOTAL EXPENDITURES	<u>973,375</u>	<u>973,375</u>	<u>806,365</u>	<u>167,010</u>
NET CHANGE IN FUND BALANCES	502,475	502,475	679,593	177,118
FUND BALANCE - BEGINNING	<u>1,860,151</u>	<u>1,860,151</u>	<u>1,860,151</u>	<u>-</u>
FUND BALANCE - ENDING	<u>\$ 2,362,626</u>	<u>\$ 2,362,626</u>	<u>\$ 2,539,744</u>	<u>\$ 177,118</u>

See independent auditor's report and notes to required supplementary information.

Haakon School District No. 27-1
Budgetary Comparison Schedule - Special Education Fund -
Budgetary Basis
For the Year Ended June 30, 2017

	<u>Budgeted Original</u>	<u>Budgeted Final</u>	<u>Actual (Budgetary Basis)</u>	<u>Variance Positive (Negative)</u>
REVENUE				
Revenue From Local Sources:				
Taxes:				
Ad Valorem Taxes	\$ 233,000	\$ 233,000	\$ 327,427	\$ 94,427
Penalties and Interest on Taxes	500	500	699	199
Earnings on Deposits	2,900	2,900	6,136	3,236
Other Local Revenue	<u>700</u>	<u>700</u>	<u>168</u>	<u>(532)</u>
Total Revenue From Local Sources	<u>237,100</u>	<u>237,100</u>	<u>334,430</u>	<u>97,330</u>
Revenue From Federal Sources:				
Restricted Grants-in-aid	<u>68,952</u>	<u>68,952</u>	<u>69,604</u>	<u>652</u>
Total Revenue From Federal Sources	<u>68,952</u>	<u>68,952</u>	<u>69,604</u>	<u>652</u>
TOTAL REVENUE	<u>306,052</u>	<u>306,052</u>	<u>404,034</u>	<u>97,982</u>
EXPENDITURES				
Instructional Services:				
Special Programs	<u>322,496</u>	<u>339,544</u>	<u>288,010</u>	<u>51,534</u>
Support Services:				
Pupils	56,862	56,862	63,809	(6,947)
General Administration	-	-	3,000	(3,000)
Business	8,000	8,000	7,384	616
Instructional Staff	500	500	-	500
Special Education	<u>25,764</u>	<u>25,764</u>	<u>29,490</u>	<u>(3,726)</u>
Total Support Services	<u>91,126</u>	<u>91,126</u>	<u>103,683</u>	<u>(12,557)</u>
TOTAL EXPENDITURES	<u>413,622</u>	<u>430,670</u>	<u>391,693</u>	<u>38,977</u>
NET CHANGE IN FUND BALANCES	(107,570)	(124,618)	12,341	136,959
FUND BALANCE - BEGINNING	<u>957,704</u>	<u>957,704</u>	<u>957,704</u>	<u>-</u>
FUND BALANCE - ENDING	<u>\$ 850,134</u>	<u>\$ 833,086</u>	<u>\$ 970,045</u>	<u>\$ 136,959</u>

See independent auditor's report and notes to required supplementary information.

Haakon School District No. 27-1
Budgetary Comparison Schedule - Pension Fund - Budgetary Basis
For the Year Ended June 30, 2017

	<u>Budgeted Original</u>	<u>Budgeted Final</u>	<u>Actual (Budgetary Basis)</u>	<u>Variance Positive (Negative)</u>
REVENUE				
Revenue From Local Sources:				
Taxes:				
Ad Valorem Taxes	\$ 63,874	\$ 63,874	\$ 63,326	\$ (548)
Penalties and Interest on Taxes	100	100	196	96
Earnings on Deposits	125	125	864	739
Total Revenue From Local Sources	<u>64,099</u>	<u>64,099</u>	<u>64,386</u>	<u>287</u>
TOTAL REVENUE	<u>64,099</u>	<u>64,099</u>	<u>64,386</u>	<u>287</u>
EXPENDITURES				
Instructional Services:				
Regular Programs	<u>59,851</u>	<u>59,851</u>	-	<u>59,851</u>
Support Services:				
Pupils	2,738	2,738	-	2,738
Instructional Staff	800	800	-	800
General Administration	5,315	5,315	-	5,315
School Administration	6,896	6,896	-	6,896
Business	<u>13,700</u>	<u>13,700</u>	-	<u>13,700</u>
Total Support Services	<u>29,449</u>	<u>29,449</u>	-	<u>29,449</u>
Cocurricular Activities:				
Combined Activities	<u>4,894</u>	<u>4,894</u>	-	<u>4,894</u>
TOTAL EXPENDITURES	<u>94,194</u>	<u>94,194</u>	<u>-</u>	<u>94,194</u>
NET CHANGE IN FUND BALANCES	(30,095)	(30,095)	64,386	94,481
FUND BALANCE - BEGINNING	<u>92,798</u>	<u>92,798</u>	<u>92,798</u>	<u>-</u>
FUND BALANCE - ENDING	<u>\$ 62,703</u>	<u>\$ 62,703</u>	<u>\$ 157,184</u>	<u>\$ 94,481</u>

See independent auditor's report and notes to required supplementary information.

Haakon School District No. 27-1
Notes to the Required Supplementary Information -
Budgetary Comparison Schedules
For the Year Ended June 30, 2017

NOTE 1 - BASIS OF PRESENTATION

The Budgetary Comparison Schedules have been prepared on the budgetary basis of accounting. The Budgetary Comparison Schedules present capital outlay expenditures within each function while the Statement of Revenues, Expenditures and Changes in Fund Balance - Governmental Funds present capital outlay expenditures as a separate function.

NOTE 2 - BUDGETS AND BUDGETARY ACCOUNTING

The District follows these procedures in establishing the budgetary data reflected in the financial statements:

1. Prior to the first regular board meeting in May of each year, the school board causes to be prepared a proposed budget for the next fiscal year according to the budgetary standards prescribed by the Auditor General.
2. The proposed budget is considered by the school board at the first regular meeting held in the month of May of each year.
3. The proposed budget is published for public review no later than July 15 of each year.
4. Public hearings are held to solicit taxpayer input prior to the approval of the budget.
5. Before October 1 of each year, the school board must approve the budget for the ensuing fiscal year for each fund, except Trust and Agency Funds.
6. After adoption by the school board, the operating budget is legally binding and actual expenditures of each fund cannot exceed the amounts budgeted, except as indicated in number 8.
7. A line item for contingencies may be included in the annual budget. Such a line item may not exceed 5 percent of the total District budget and may be transferred by resolution of the school board to any other budget category, except for capital outlay, that is deemed insufficient during the year.
8. If it is determined during the year that sufficient amounts have not been budgeted, state statute allows the adoption of supplemental budgets when monies are available to increase legal spending authority.
9. Unexpended appropriations lapse at year-end unless encumbered by resolution of the school board.
10. Formal budgetary integration is employed as a management control device during the year for the General Fund and special revenue funds. Generally accepted accounting principles prescribe that budgetary information be presented for the General Fund and major special revenue funds of the District.

**Haakon School District No. 27-1
Schedule of Net Pension Liability (Asset)
For the Years Ended June 30**

	<u>2017*</u>	<u>2016*</u>	<u>2015*</u>
District's Proportion of the Net Pension Liability (Asset)	0.07935390%	0.08602920%	0.08498910%
District's Proportionate Share of Net Pension Liability (Asset)	\$ 268,050	\$ (364,875)	\$ (612,312)
District's Covered-employee Payroll	1,840,867	1,508,912	1,486,226
District's Proportionate Share of the Net Position Liability (Asset) as a Percentage of its Covered-employee Payroll	14.56%	(24.18)%	(41.20)%
Plan Fiduciary Net Position as a Percentage of the Total Pension Liability (Asset)	96.89%	104.1%	107%

*The amounts presented for each fiscal year were determined as of the measurement date of the collective net pension asset which is June 30 of the previous fiscal year.

**Haakon School District No. 27-1
Schedule of Pension Contributions
For the Years Ended June 30**

	2017	2016	2015
Contractually Required Contribution	\$ 110,452	\$ 90,580	\$ 94,239
Contributions in Relation to the Contractually-required Contribution	110,452	90,580	94,239
Contribution Deficiency (Excess)	\$ -	\$ -	\$ -
District's Covered-employee Payroll	\$ 1,840,867	\$ 1,508,912	\$ 1,570,655
Contributions as a Percentage of Covered-employee Payroll	6.0%	6.0%	6.0%

THIS PAGE INTENTIONALLY LEFT BLANK

SUPPLEMENTARY INFORMATION

THIS PAGE INTENTIONALLY LEFT BLANK

**Haakon School District No. 27-1
School District Officials
June 30, 2017**

BOARD MEMBERS

Chairman - Mark Radway
Vice Chairman - Jake Fitzgerald
Anita Peterson
Brad Kuchenbecker
Scott Brech
Doug Thorson
Paulette Ramsey

SUPERINTENDENT

Keven Morehart

BUSINESS MANAGER

Britni Ross